Help your students master individual reading skills with these 10-day units!

Not So Wimpy Teacher reading units focus on one reading skill at a time. These two-week units give students time to practice and master each individual skill!

Keep scrolling TO LEARN MORE!



What's Included

THIS RESOURCE INCLUDES:

- ✓ 2 instructional PowerPoints
- ✓ 2 interactive notebook activities
- ✓ 5 reading centers
- ✓ 4 worksheet activities
- ✓ Mid-unit checkpoint assessment
- ✓ End-of-unit assessment
- ✓ Multiple passages

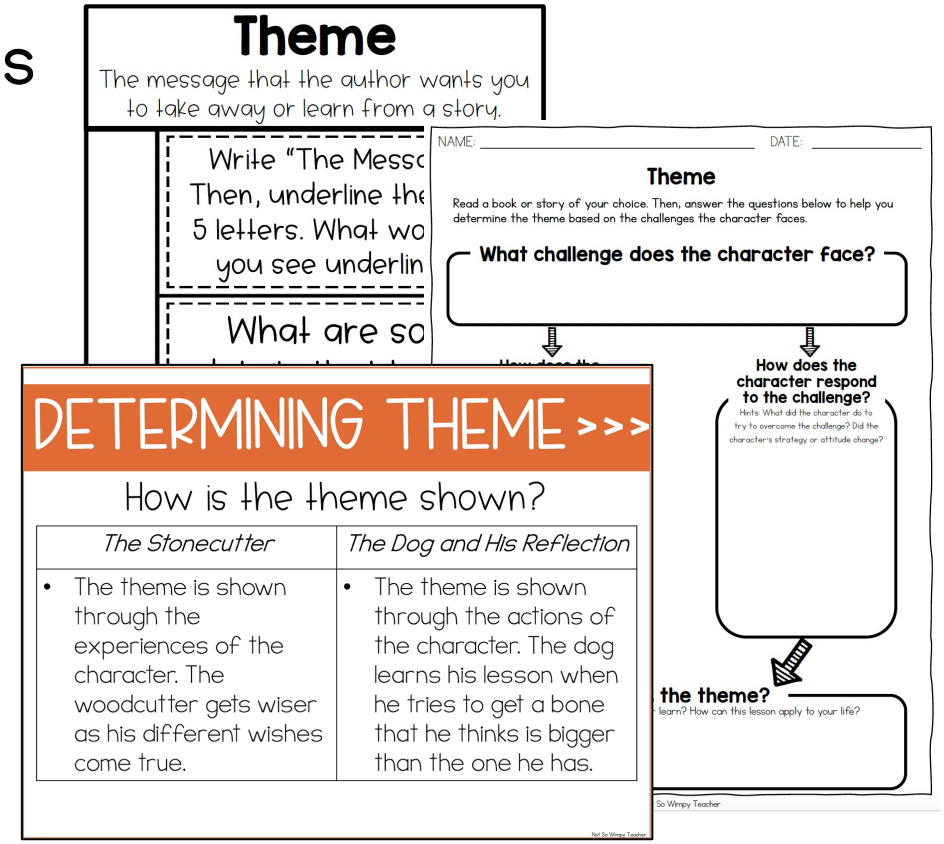

10 Days of Activities

This unit includes two instructional PowerPoints that explicitly teach the reading skill.

Students will practice the skill using interactive notebook activities, worksheets, original passages, reading centers, and other activities.

Directions

This reading unit is intended to be used over a **two-week time frame**, but this can easily be adjusted to meet your needs.

This unit does not correlate with one particular reading curriculum, but it has been designed to supplement any materials or routines that you already have in place!

Here is how I recommend using the materials in this resource. A more detailed explanation of the materials is included on the following pages.

DAY	LESSON MATERIAL	LESSON OBJECTIVE
Day 1	PowerPoint mini lesson	Introduce the skill using the PowerPoint lesson.
Day 2	Interactive notebook activity	Review the skill using an interactive notebook activity.
Day 3	Worksheet	Practice the weekly skill.
Day 4	Worksheet	Practice the weekly skill by applying it to a book/story of your choosing.
Day 5	Reading passage w/questions	Mid-unit checkpoint! You may choose to take a grade on this assignment.
Day 6	PowerPoint mini lesson	Dive deeper into applying the skill using this PowerPoint mini lesson.
Day 7	Interactive notebook activity	Apply the skill using an interactive notebook activity.
Day 8	Worksheet	Practice the weekly skill.
Day 9	Trifold activity sheet	Review the weekly skill using this trifold activity sheet.
Day 10	Assessment	Assess the weekly skill.
Small Group	Reading Centers	Complete independently during small-group time throughout the unit.

PowerPoint Lessons

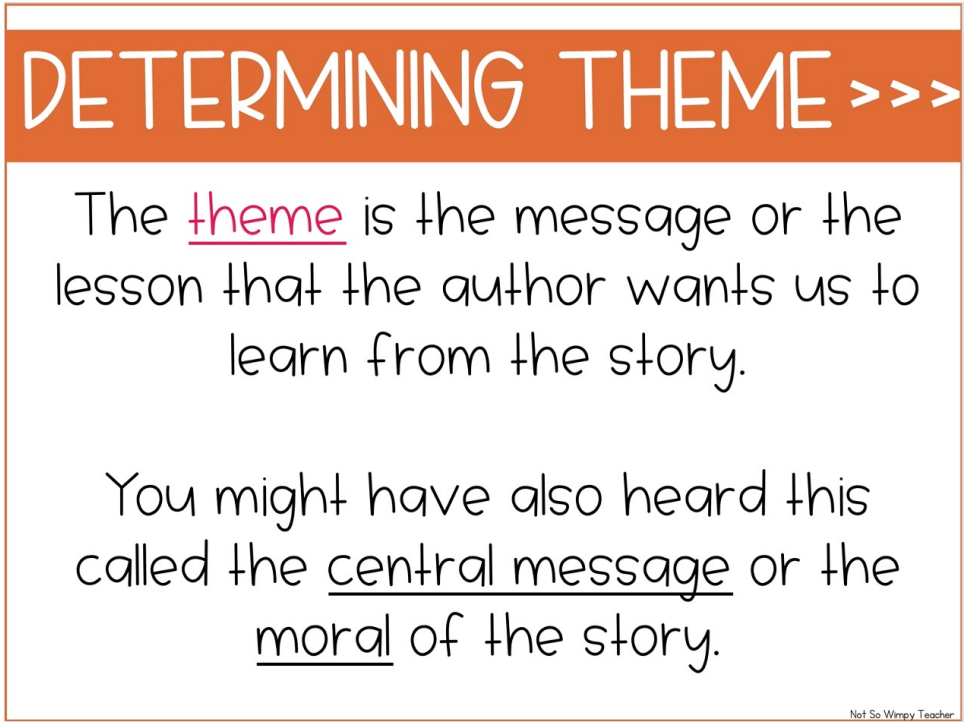





The first PPT lesson introduces the skill. The second PPT lesson reviews the skill and focuses on deeper application.

Interactive Notebooks

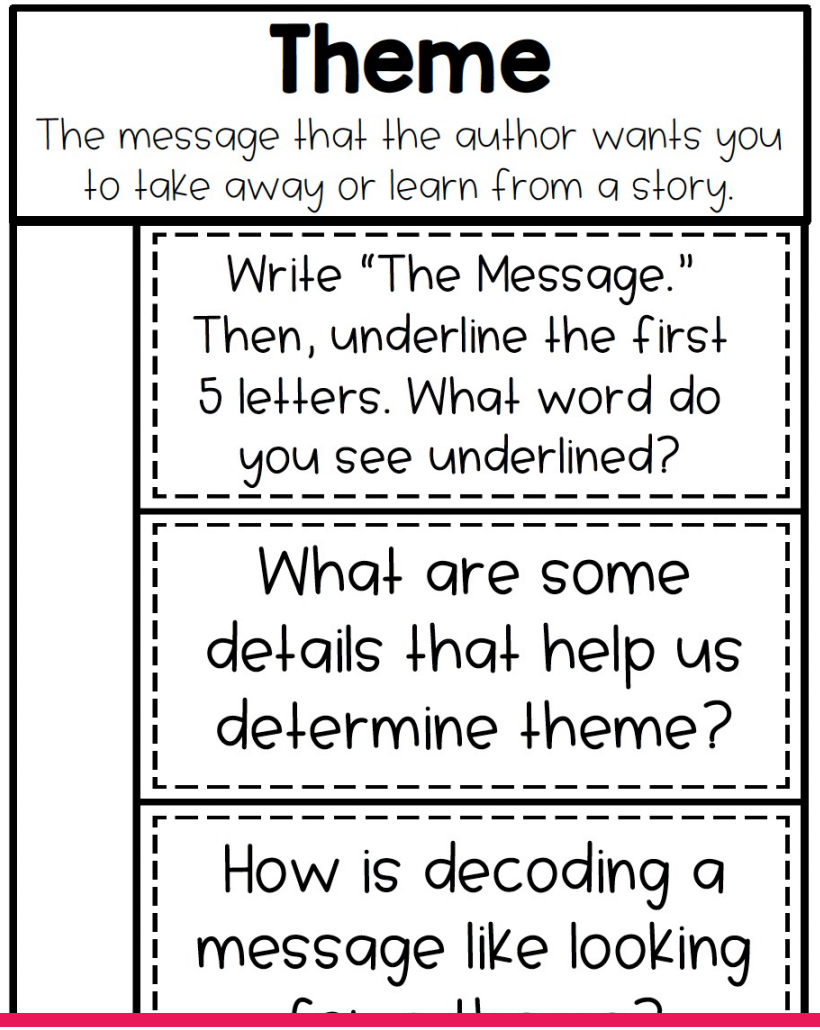

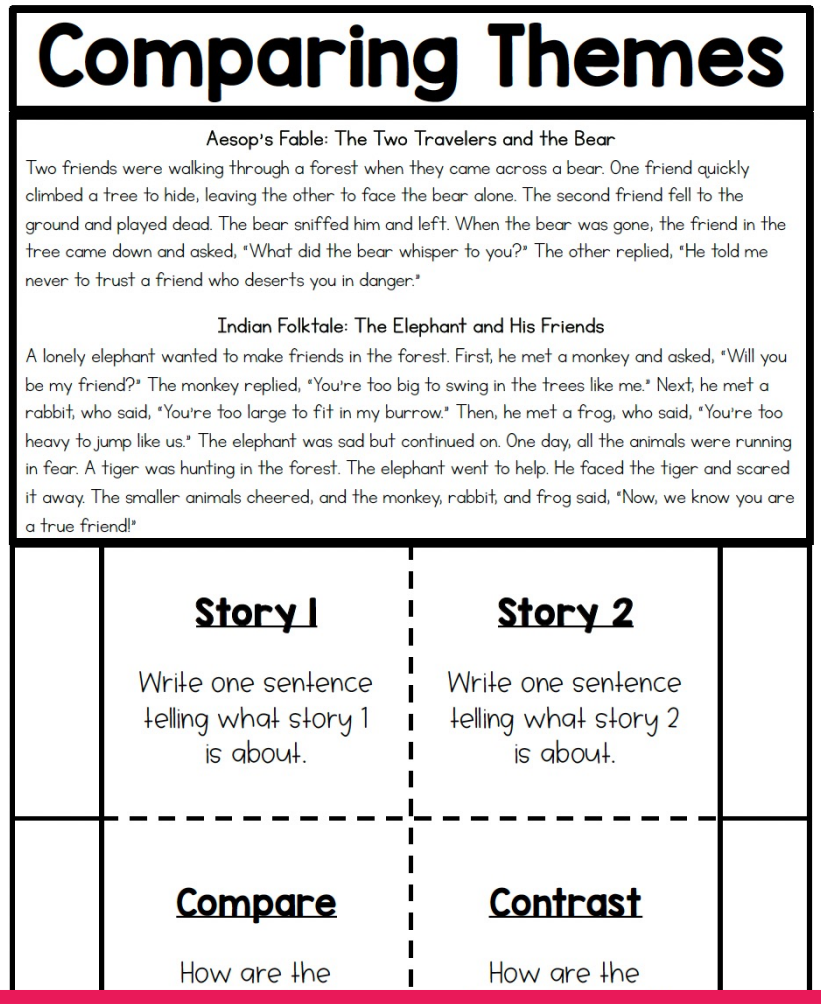

The first interactive notebook activity will review the skill introduced in the first PPT lesson. The second notebook activity asks students to use the skill to demonstrate understanding.

Practice Sheets

3. What advice does Danna give Polly in her letter?
   a. Be patient and wait for others to talk to you.
   b. Don't worry about making new friends.
   c. Always be yourself.
   d. Stay in touch and vis

4. What does Polly do the next day to try and make a friend?
   a. She introduces herself to a girl sitting alone.
   c. She calls Danna.

NAME: _____ DATE: _____

A New Home, Again

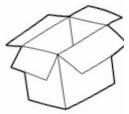

Polly sighed as she stared at the half-packed boxes in her room. She had done this before, too many times to count. Every few years, her dad got orders from the military, and their family had to move to a new city, a new school, a new house. This time was different. Leaving Texas, and her best friend, Danna, felt harder than anything she had ever done before.

Before she left, Danna handed Polly a letter. "Don't open it until you get to your new house," she said

At her new school in Virginia, Polly felt invisible. At lunch, she asked to sit with a group of kids, but they barely noticed her. She poked at her food. Everything used to feel so easy. It seemed like it would never feel that way again.

Later that night, as she was getting ready for bed, Polly spotted a picture of Danna sticking out one of the boxes in her room. She immediately remembered the letter Danna had given her right before she left Texas. She slowly unfolded the letter and read it.

"Dear Polly,
You always know how to make people smile. You have changed schools before, and you can do it
Some lucky kid in Virginia is about to meet the best friend they've ever had. Just be yourself!
Love, Danna."

Polly's heart swelled. Maybe Danna was right, she had started over before and she could do it
The next day, instead of waiting for someone to talk to her, Polly introduced herself to a girl
alone. "Hey, I'm Polly. I just moved here."

"I'm Lucy. I moved here last year. Don't worry, it gets easier," Lucy said with a smile.

Polly slowly smiled back. Maybe one day, with a friend like Lucy, Virginia might feel like home

Answer the questions below.

1. What challenge does Polly face in the story?
   a. She is worried about her grades.
   c. She is sick and cannot
   d. She is angry at her fa
   struggling to make new friends.
   new school?

NAME: _____ DATE: _____

Comparing Themes

Read the passages. Then, answer the questions below the stories.

The Farmer and the Golden Eggs (Aesop's Fable)	Why the Sky is Far Away (Nigerian Folktale)
A poor farmer discovered that one of his hens had laid a golden egg, and soon the farmer became rich. As his wealth grew, so did his greed. He thought, "Why wait for one egg a day? I'll get them all at once!" So he killed the hen, hoping to find a treasure inside, but there was nothing. Now, he had no more golden eggs and no hen.	Long ago, people didn't have to work for food because the sky gave them everything they needed. They would break off pieces of the sky and cook them. Over time, people became wasteful. They took more than they could eat and threw away what was left. The sky became angry at their greed. One day, it moved far away beyond their reach and never came back. From then on, people had to work for their food.
How are these stories alike?	How are these stories different?
What is the theme of *The Farmer and the Golden Eggs*?	What is th *Why the Sky*

Not So Wimpy Teacher

NAME: _____ DATE: _____

Theme

Read the story. Then, fill out the graphic organizer.

The Hedgehog and the Rabbit

Harper the Hedgehog was always proud of her clever riddles. One sunny afternoon, she invited Riley the Rabbit to play a game in the meadow. "Let's have a riddle contest," Harper suggested, "but with a twist. Whoever can't solve the riddle has to do a silly dance!"

Riley agreed, smiling. Harper's riddles were tricky, and she chuckled as Riley struggled to answer them. "I guess it's dancing time!" Harper teased. Riley, being a good sport, wiggled and hopped while Harper laughed and laughed.

The next day, Riley invited Harper to his garden. "Let's race through the corn maze!" he said cheerfully. Harper hesitated. Her short legs and cautious steps made mazes tough for her. As the game began, Riley raced through the paths with ease, while Harper grew more and more frustrated, tripping over roots and getting lost.

When they met at the end, Harper looked down and sighed. "This wasn't very fun for me," she admitted. Riley nodded. "Now you know how I felt yesterday."

Harper's eyes widened. "You're right. I

Finding the Theme

Define "theme."

What are some ques
you could answer or
you could look for
trying to find the th

Theme of a Drama

Read the drama. Then, answer the questi

Characters: Mallory, Sara, Mr. Lee
Scene: (In class, students are handing in their homework.)

Mallory: (nervous) Oh no, I left my homework at home!
Sara: (thinking) I remember what you wr
I can remind you so you can explain it t
Lee.
Mr. Lee: Mallory, did you bring your homework?
Mallory: (honest) I forgot it, but I can t
you what I wrote. Sara helped me remember.
Mr. Lee: Thank you for being honest, M
and thank you, Sara, for being a good friend.

1. How do Mallory and Sara's actions
you determine the theme?

Understanding Theme

In each box, write the letter of the theme that best matches the story.

- ☐ A girl forgets her lines during a school play, but her friends encourage her to keep going.
- ☐ Two friends argue over a game, but they realize winning isn't as important as their friendship.
- ☐ A student finds a wallet on the playground and returns it, even though no one saw him pick it up.
- ☐ A new student feels left out, but someone invites them to sit at their lunch table and they become friends.
- ☐ A boy breaks his neighbor's window by accident, but he tells the truth and offers to help fix it.

A. Honesty and responsibility show true character.
B. Encouragement from

Students have multiple opportunities to practice the skill using the included original passages and on a story of your choosing.

Assessments

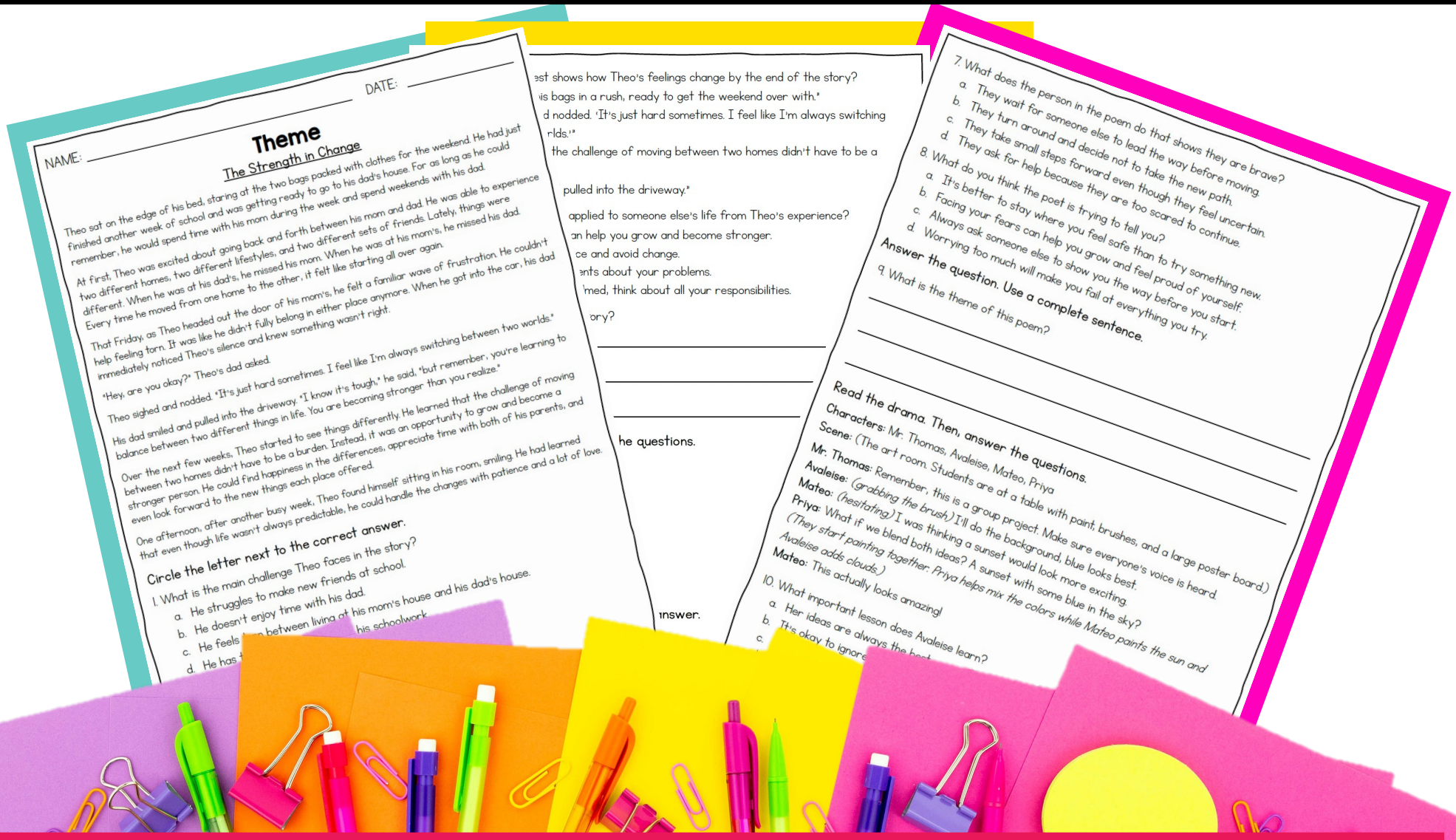

Check for student understanding with mid- and end-of-unit assessments.

Reading Centers

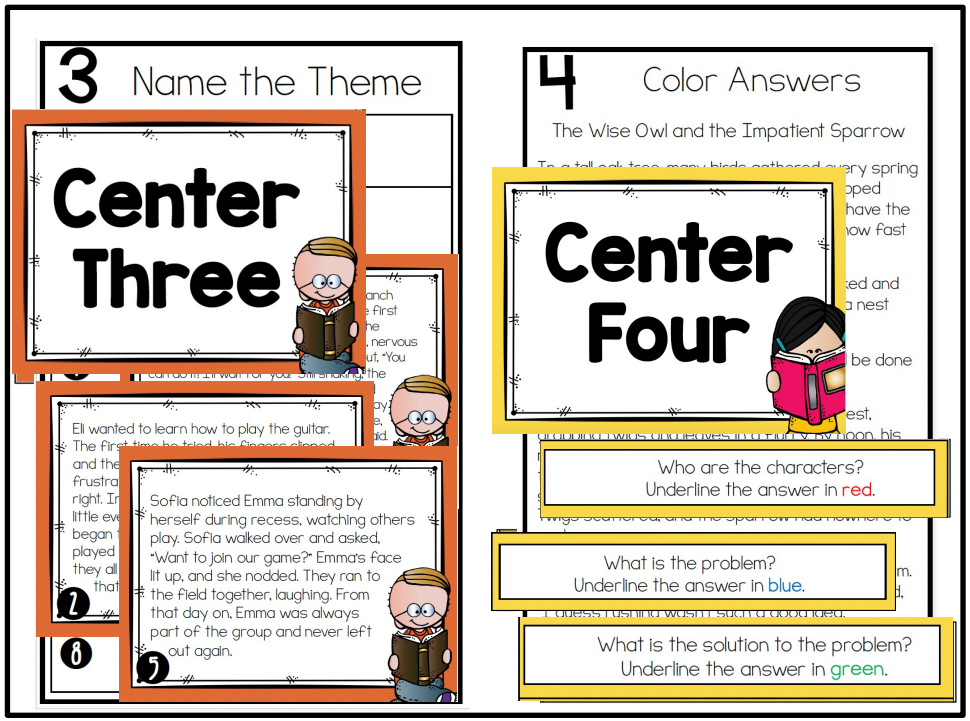

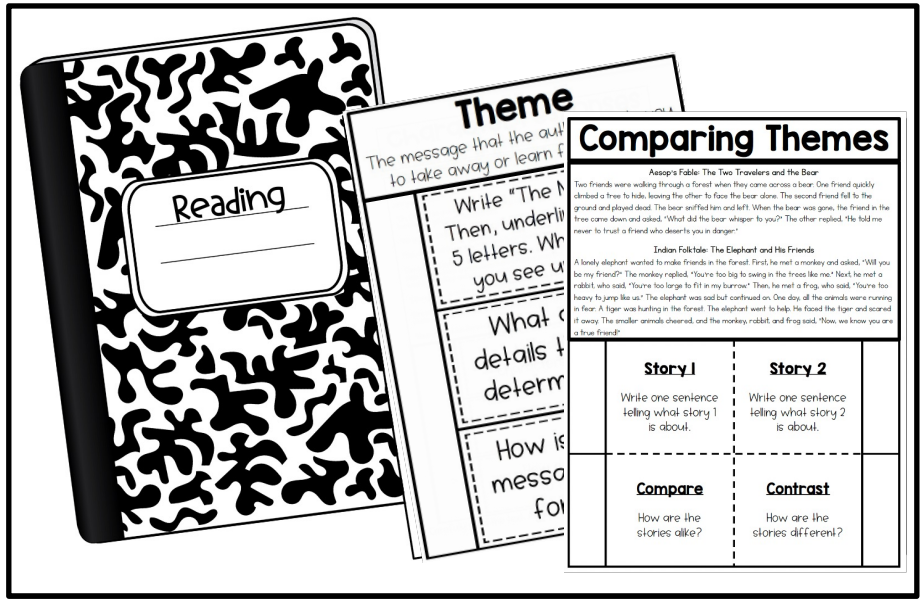

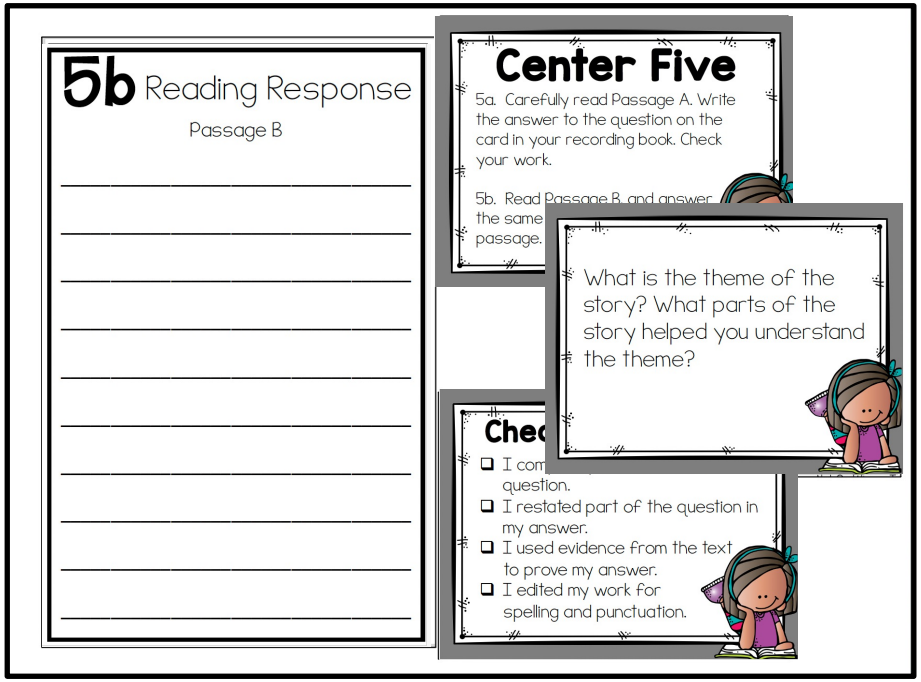

Five reading centers provide an engaging way for students to practice the skill independently.