Help your students master individual reading skills with these 10-day units!

Not So Wimpy Teacher reading units focus on one reading skill at a time. These two-week units give students time to practice and master each individual skill!

keep scrolling TO LEARN MORE!

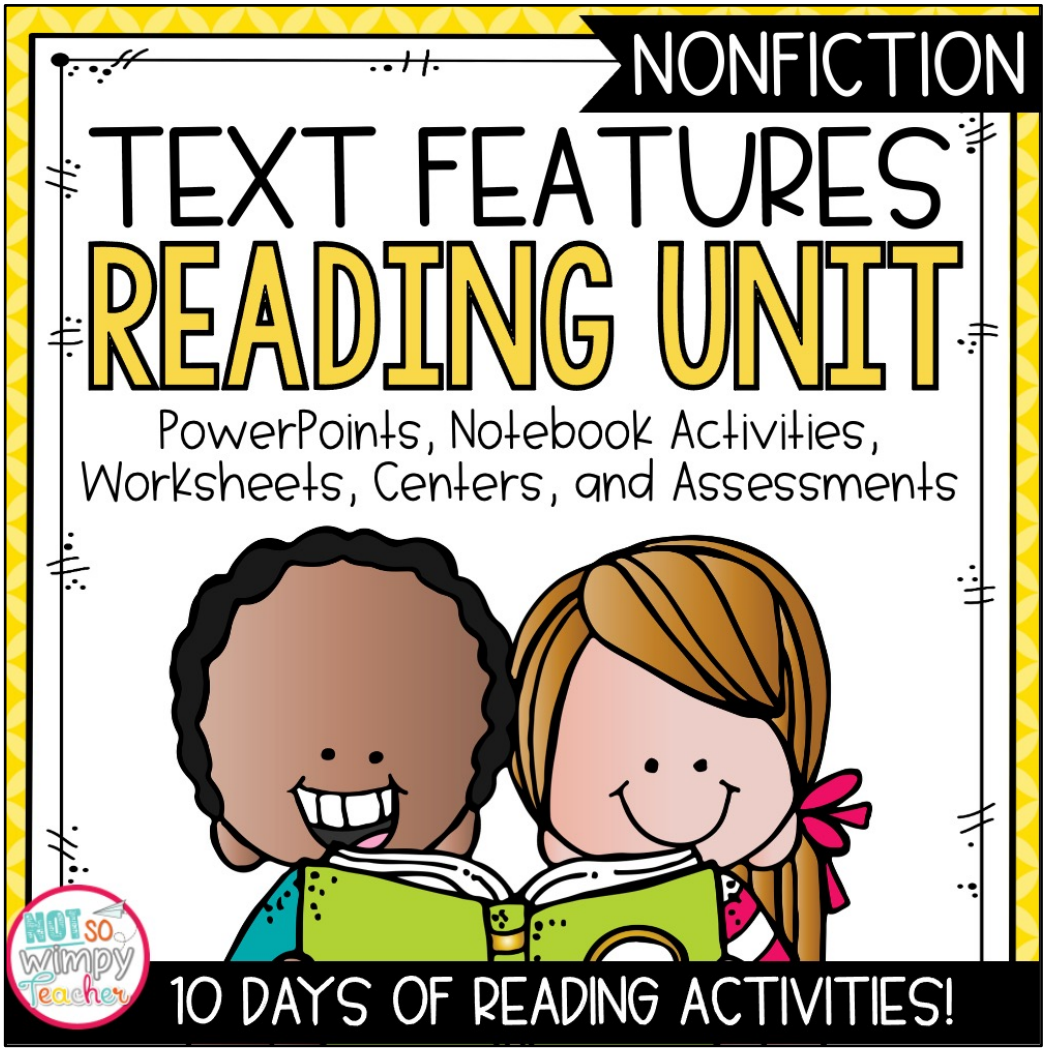

What's Included

THIS RESOURCE INCLUDES:

- ✓ 2 instructional PowerPoints
- ✓ 2 interactive notebook activities
- ✓ 5 reading centers
- ✓ 4 worksheet activities
- ✓ Mid-unit checkpoint assessment
- ✓ End-of-unit assessment
- ✓ Multiple original passages

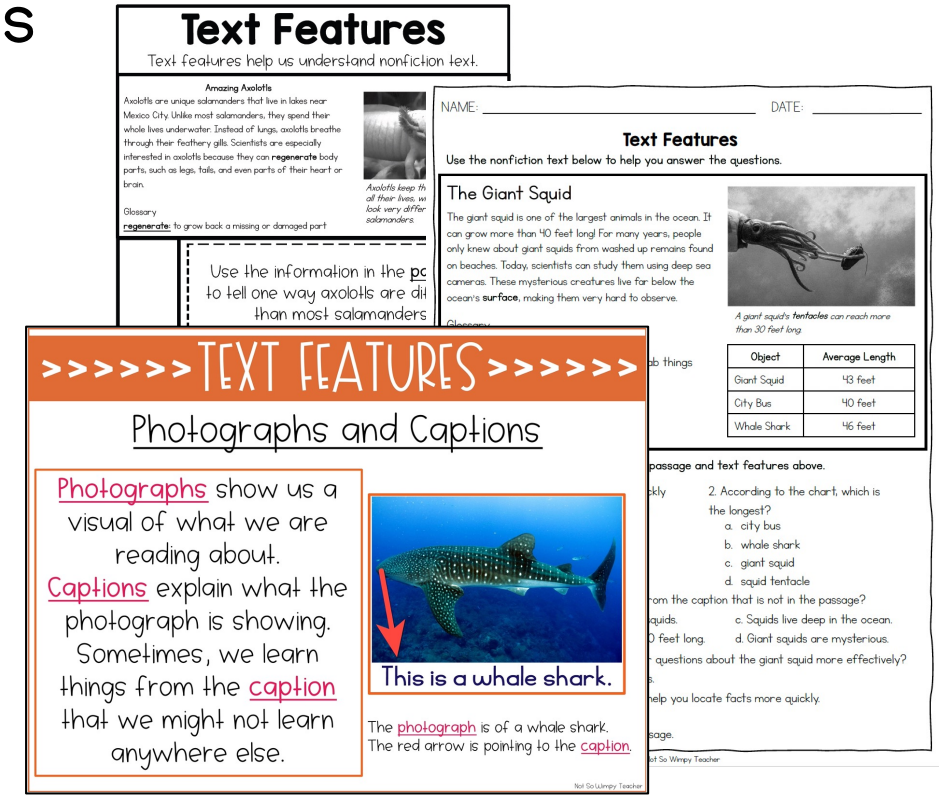

10 Days of Activities

This unit includes two instructional PowerPoints that explicitly teach the reading skill.

Students will practice the skill using interactive notebook activities, worksheets, original passages, reading centers, and other activities.

Directions

This reading unit is intended to be used over a **two-week time frame**, but this can easily be adjusted to meet your needs. If your students are not already familiar with the RACE strategy, you will want to use the included "RACE Strategy" slides prior to starting the unit.

This unit does not correlate with one particular reading curriculum, but it has been designed to supplement any materials or routines that you already have in place!

Here is how I recommend using the materials in this resource. A more detailed explanation of the materials is included on the following pages.

DAY	LESSON MATERIAL	LESSON OBJECTIVE
Day 1	PowerPoint mini lesson	Introduce the skill using the PowerPoint lesson.
Day 2	Interactive notebook activity	Review the skill using an interactive notebook activity.
Day 3	Worksheet	Practice the weekly skill.
Day 4	Worksheet	Practice the weekly skill by applying it to a book/story of your choosing.
Day 5	Reading passage w/questions	Mid-unit checkpoint! You may choose to take a grade on this assignment.
Day 6	PowerPoint mini lesson	Dive deeper into applying the skill using this PowerPoint mini lesson.
Day 7	Interactive notebook activity	Apply the skill using an interactive notebook activity.
Day 8	Worksheet	Practice the weekly skill.
Day 9	Trifold activity sheet	Review the weekly skill using this trifold activity sheet.
Day 10	Assessment	Assess the weekly skill.
Small Group	Reading Centers	Complete independently during small-group time throughout the unit.

PowerPoint Lessons

>>>>>>TEXT FEATURES>>>>>>

Diagrams, Maps, & Charts

Diagrams, maps, and charts help us see information in a visual way.

Diagram



Map



Charts

Volcano Type	Shape	Eruption Style
Shield Volcano	Wide, gently sloping	Slow, steady lava flow
Composite Volcano	Tall, steep sides	Explosive eruptions
Cinder Cone Volcano	Small, cone shaped	Short, violent eruptions

Not So Wimpy Teacher

>>>>>>TEXT FEATURES>>>>>>

Table of Contents & Index

The Table of Contents lists page numbers for each section. It is at the beginning of a book.

The index is at the back of the book and lists

>>>>>>TEXT FEATURES>>>>>>

Bold Words and Glossary

When a word is bold, it is an important word. Sometimes, bold words are defined in a glossary.

Bold Words

There are four different groups of rays. **Stingrays** have a long, pointy spine on their tail. **Skates** don't have a pointy spine on their tail, and are the only rays that make eggs. **Electric rays** can give an electric shock. **Sawfishes** have a long snout with sharp teeth.

Glossary

Electric rays: flat, round bodied fish that can produce an electric shock
Sawfishes: ocean animals that are a type of ray, with a shark-like body
Skates: a flat kite-shaped fish that lives on the ocean floor
Stingrays: a flat pancake-shaped fish that lives in the ocean

Not So Wimpy Teacher

The first PPT lesson introduces the skill. The second PPT lesson reviews the skill and focuses on deeper application.

Interactive Notebooks

Text Features

Text features help us understand nonfiction text.

Amazing Axolotls

Axolotls are unique salamanders that live in lakes near Mexico City. Unlike most salamanders, they spend their whole lives underwater. Instead of lungs, axolotls breathe through their feathery gills. Scientists are especially interested in axolotls because they can **regenerate** body parts, such as legs, tails, and even parts of their heart or brain.



Axolotls keep their feathery gills all their lives, which makes them look very different from most salamanders.

Glossary

regenerate: to grow back a missing or damaged part

Use the information in the **passage** to tell one way axolotls are different than most salamanders.

What does the word **regenerate** mean? How do you know?

What does the caption tell you that is **not** in the passage?

Multiple Sources

Using multiple sources helps us answer questions and research.

Print Source (excerpt from book)

"Sea turtles have lived in Earth's oceans for more than 100 million years. Today, many species are endangered because of pollution, habitat loss, and being caught in fishing nets."

Sea Turtles

Digital Source (excerpt from website)

"According to the World Wildlife Fund's website, plastic waste in the ocean is one of the biggest threats to sea turtles. Turtles often mistake plastic bags for jellyfish, one of their favorite foods."

What did you learn from the print source?

What did you learn from the digital source?

Why are sea turtles endangered, and what is one way humans have

The first interactive notebook activity will review the skill with story structure. The second notebook activity asks students to use the skill to demonstrate an understanding text features.

Practice Sheets



Answer the questions below using the passage and text features about volcanoes.

1. If I wanted to read about the different types of volcanoes, where would I loo
   a. heading
   b. caption
   c. subheading
   d. glossary
2. Which detail from the passage shows how volcanoes can differ in size?

NAME: _____ DATE: _____

Text Features

Use the nonfiction text below to help you answer the questions.

Volcanoes

Volcanoes are powerful openings in the Earth's crust where molten rock, gases, and ash are released. When **magma** escapes and reaches the surface, it becomes lava. Over time, repeated eruptions can form towering mountains or smaller mounds, depending on the force and frequency of the eruptions. Some volcanoes remain active and erupt regularly, while others are dormant, showing no activity for many years.



Hot lava flows down the side of erupting volcano.

Types of Volcanoes

Volcanoes come in different shapes and sizes. Shield volcanoes have broad, gentle slopes and usually produce slower, less violent eruptions. Composite volcanoes, with their steep sides, are known for explosive eruptions that can be very destructive. Cinder cone volcanoes are smaller, cone-shaped hills formed from piles of ash and rock fragments. While some volcanoes rise above land, others lie hidden beneath the ocean floor.

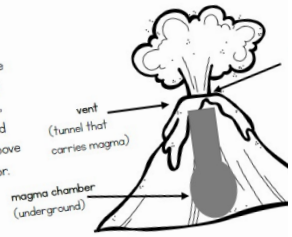

Glossary
magma: melted rock found beneath Earth's surface

Type of Volcano	Shape/Size	Eruption Style	Exam
Shield Volcano	Broad, gentle slopes	Slow, less violent	Mauna Loa (
	tall mountains	Explosive, destructive	Mount St. H
			(Mexico)

NAME: _____ DATE: _____

Text Features

Read a nonfiction book of your choice. Then, follow the directions below.

Nonfiction Book Title: _____

Find a heading in your book.

1. Write the heading here: _____
2. What is this section mostly about? _____

Find a subheading.

3. Write the subheading here: _____
4. What smaller topic does this subheading tell about? _____

Find one bold word.

5. Write the bold word here: _____
6. What does this word mean? _____

Find a caption.

7. Copy the caption here: _____
8. What does the caption tell you about the picture? _____

Find a diagram, map, or chart.

9. What is the diagram, map, or chart showing? _____
10. Write down something you learned from this feature. _____

Not So Wimpy Teacher

Author's Choic

Imagine you are writing a nonfict
book about any topic you'd like. W
three text features would you inc
your book, and why?

What topic would you write abou

Which 3 text features would yo
and why?

1. _____
2. _____

NAME: _____ DATE: _____

Text Features

Read the text. Look at the features. Then, answer the questions.

Renewable Energy

Renewable energy comes from natural sources that can be replaced, such as sunlight, wind, and moving water. Unlike fossil fuels, which take millions of years to form, renewable energy sources are available every day and do not run out quickly. Using renewable energy also reduces pollution and helps protect the environment.

Types of Renewable Energy

Solar panels capture energy from the sun and turn it into electricity. Wind turbines use moving air to generate power. Hydropower plants capture energy from flowing rivers and waterfalls. These three sources make up most of the



Feature Finder

Read each situation. Circle the text feature that would help you the most.

1. You want to know what a section of tex
   will be about.
   heading diagram caption timeli
2. You are trying to learn the meaning c
   new vocabulary word.
   diagram glossary chart capt
3. You want to see the parts of a volc
   and how it works.
   heading diagram table capt
4. You want to quickly compare the
   of three different types of peng
   table subheading bold word
5. You want to know what a pictur

Vocabulary Match

Write the letter of the definition next to the word it describes.

_____ 1. heading
_____ 2. subheading
_____ 3. caption
_____ 4. glossary
_____ 5. index
_____ 6. diagram
_____ 7. digital source

A. a drawing with labels that shows the parts of something or how it works
B. a place online where readers can find up to date information
C. a list in ABC order that shows page numbers for topics in the book

Students have multiple opportunities to practice the skill using the included original passages.

Assessments

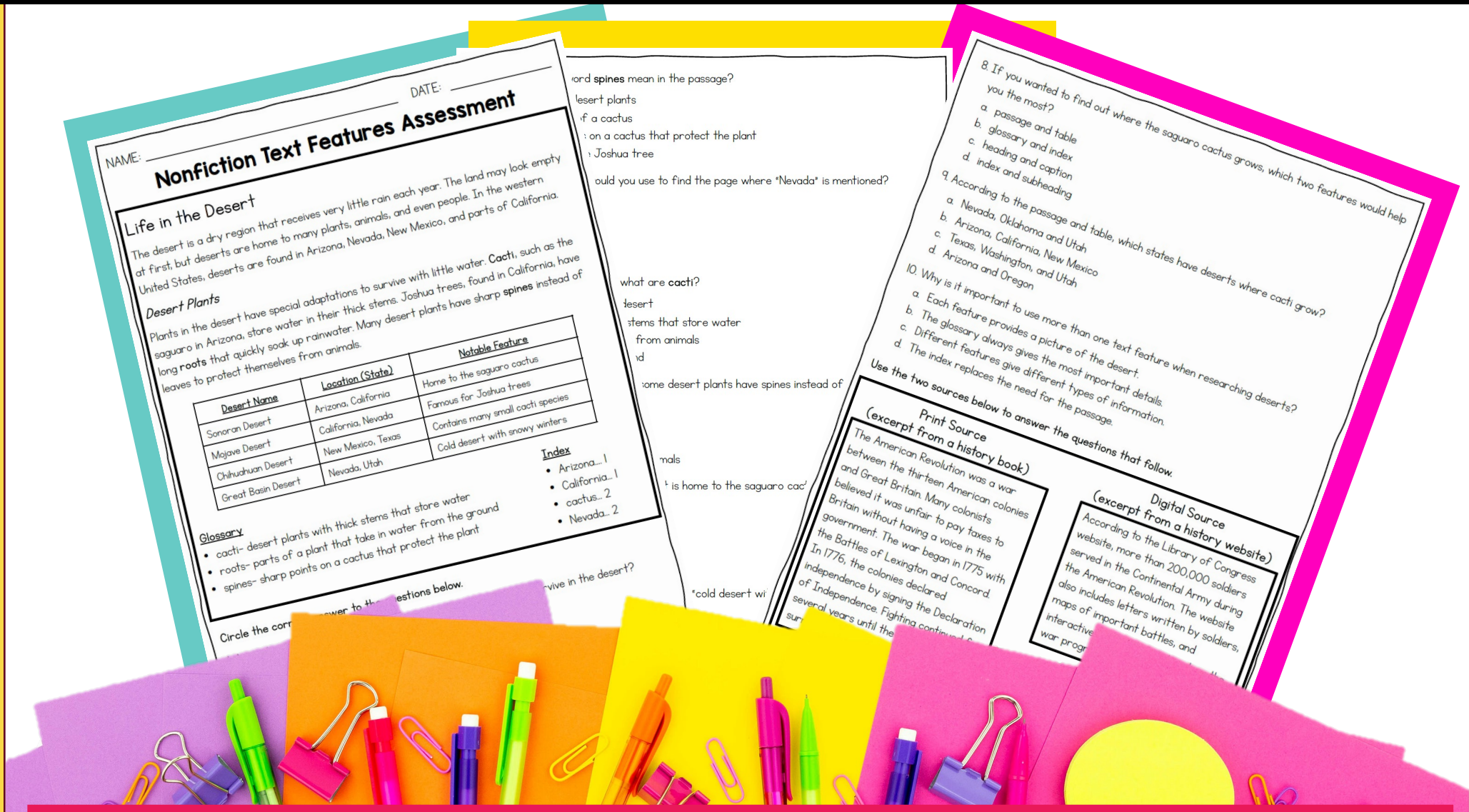

Check for student understanding with mid- and end-of-unit assessments.

Reading Centers

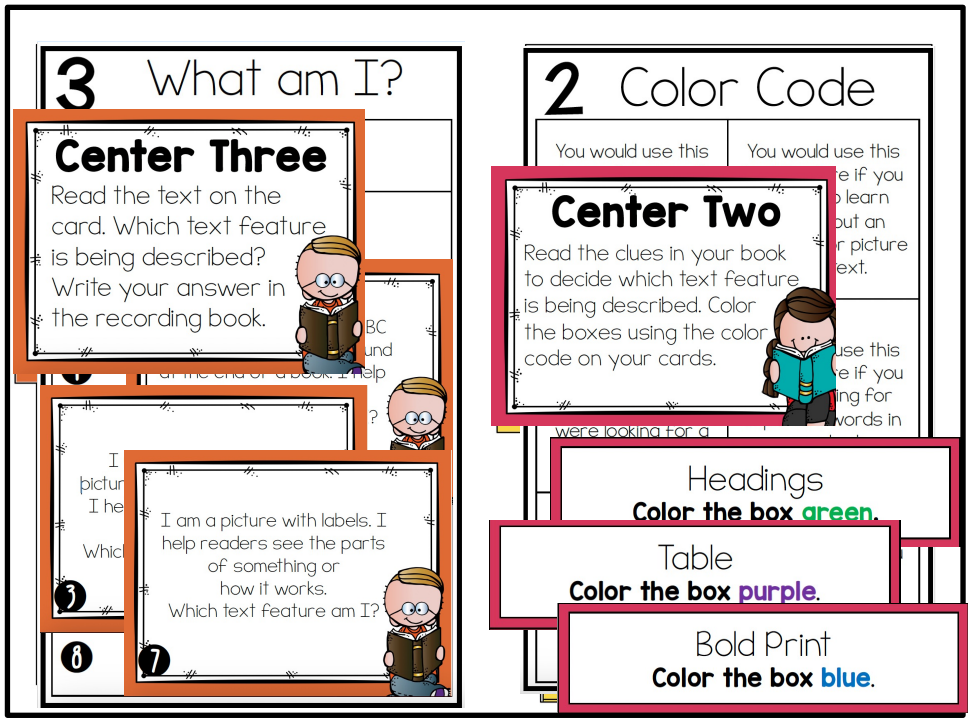



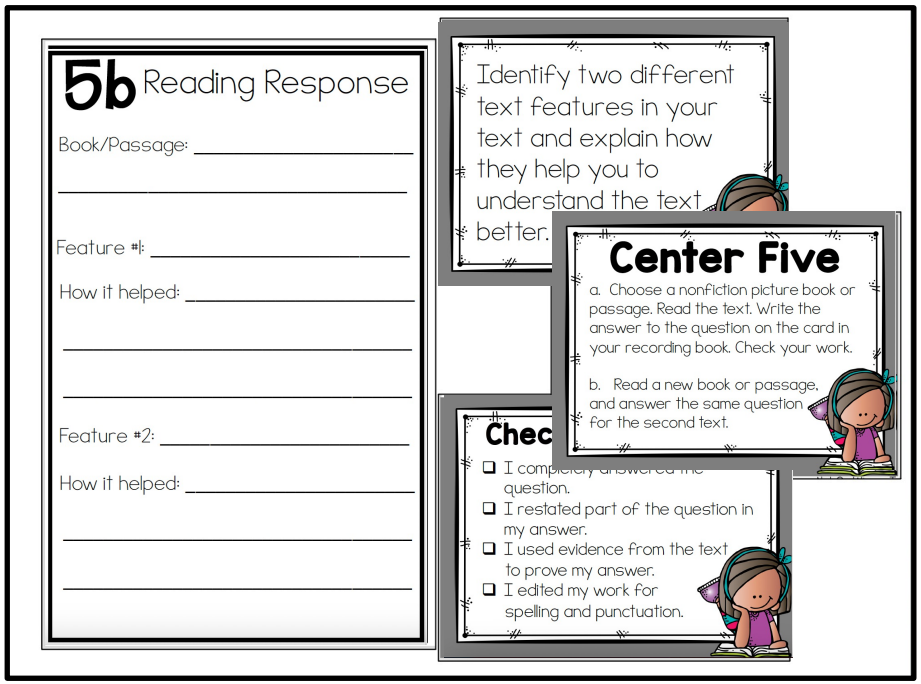

Five reading centers provide an engaging way for students to practice the skill independently.