Help your students master individual reading skills with these 10-day units!

Not So Wimpy Teacher reading units focus on one reading skill at a time. These two-week units give students time to practice and master each individual skill!

keep scrolling TO LEARN MORE!

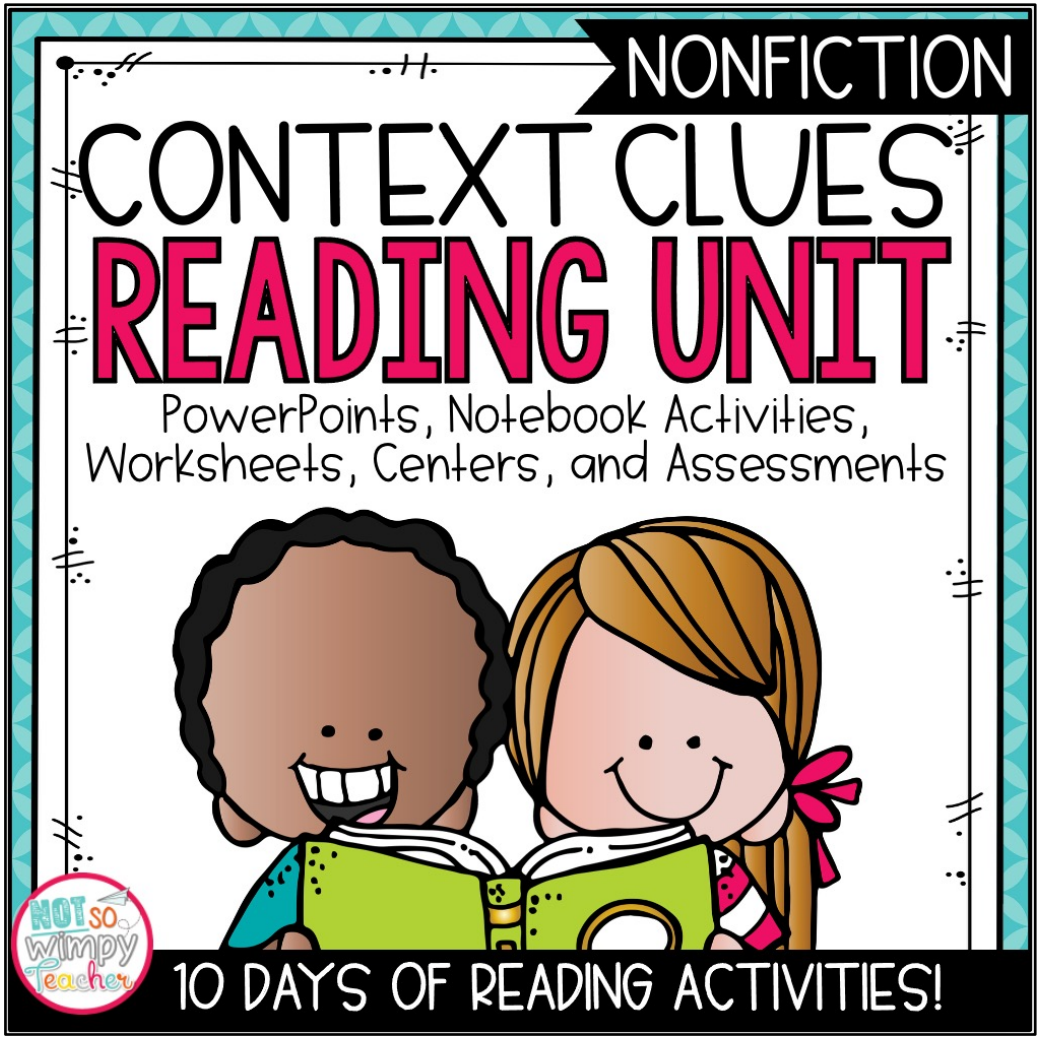

What's Included

THIS RESOURCE INCLUDES:

- ✓ 2 instructional PowerPoints
- ✓ 2 interactive notebook activities
- ✓ 5 reading centers
- ✓ 4 worksheet activities
- ✓ Mid-unit checkpoint assessment
- ✓ End-of-unit assessment
- ✓ Multiple original passages

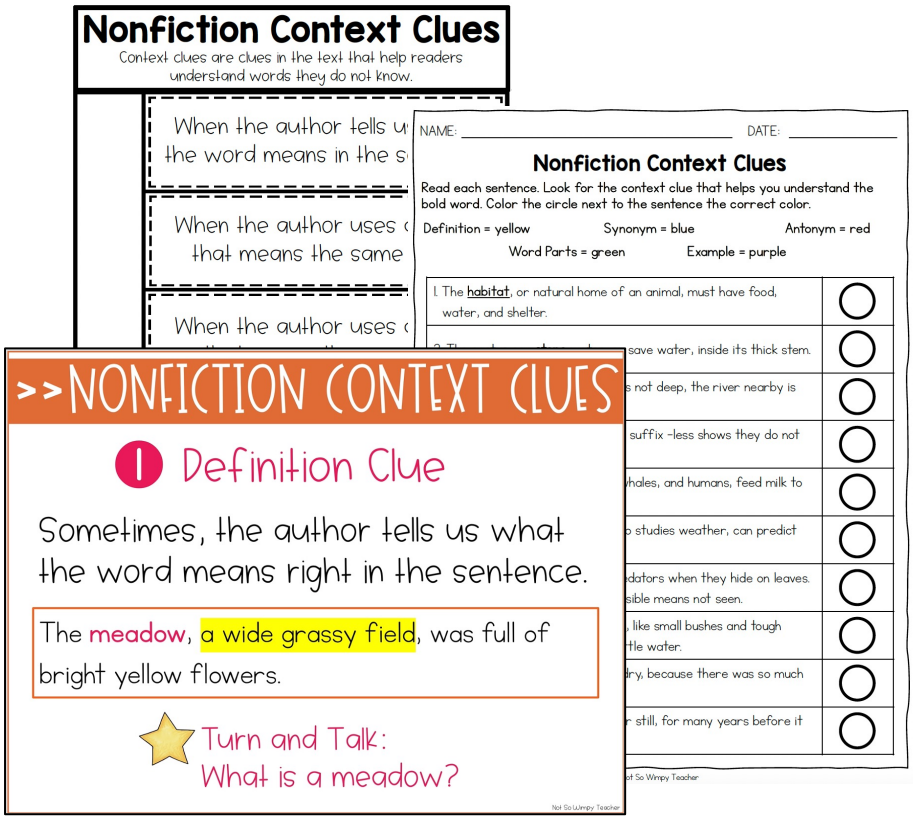

"Our second graders are struggling with context clues and we have been able to have a better understanding of context clues with these units. The way they are laid out and the engagement is amazing." - Tarra Z.

10 Days of Activities

This unit includes two instructional PowerPoints that explicitly teach the reading skill.

Students will practice the skill using interactive notebook activities, worksheets, original passages, reading centers, and other activities.

Directions

This reading unit is intended to be used over a **two-week time frame**, but this can easily be adjusted to meet your needs.

This unit does not correlate with one particular reading curriculum, but it has been designed to supplement any materials or routines that you already have in place!

Here is how I recommend using the materials in this resource. A more detailed explanation of the materials is included on the following pages.

DAY	LESSON MATERIAL	LESSON OBJECTIVE
Day 1	PowerPoint mini lesson	Introduce the skill using the PowerPoint lesson.
Day 2	Interactive notebook activity	Review the skill using an interactive notebook activity.
Day 3	Worksheet	Practice the weekly skill.
Day 4	Worksheet	Practice the weekly skill by applying it to a book/story of your choosing.
Day 5	Reading passage w/questions	Mid-unit checkpoint! You may choose to take a grade on this assignment.
Day 6	PowerPoint mini lesson	Dive deeper into applying the skill using this PowerPoint mini lesson.
Day 7	Interactive notebook activity	Apply the skill using an interactive notebook activity.
Day 8	Worksheet	Practice the weekly skill.
Day 9	Trifold activity sheet	Review the weekly skill using this trifold activity sheet.
Day 10	Assessment	Assess the weekly skill.
Small Group	Reading Centers	Complete independently during small-group time throughout the unit.

PowerPoint Lessons

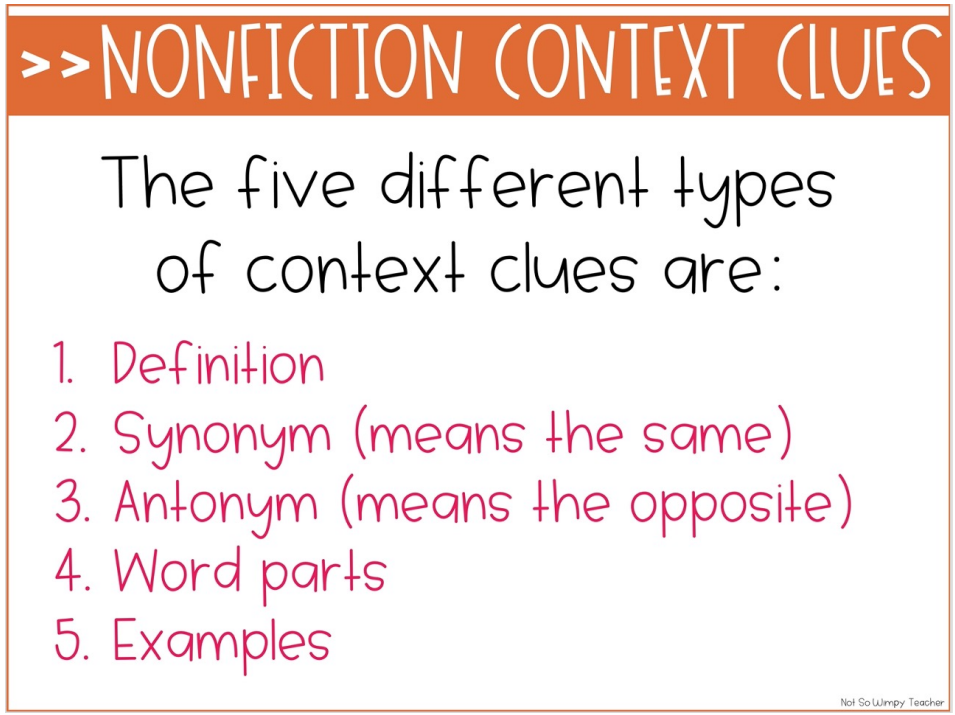

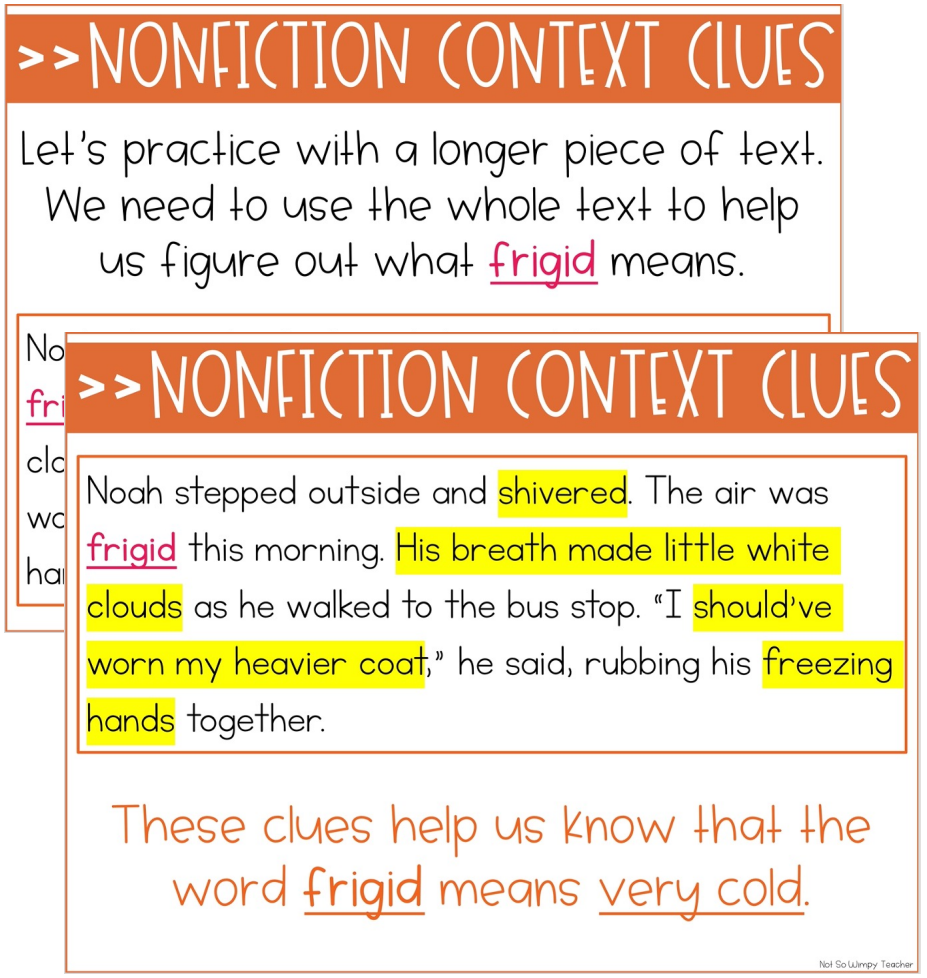

The first PPT lesson introduces the skill. The second PPT lesson reviews the skill and focuses on deeper application.

Interactive Notebooks

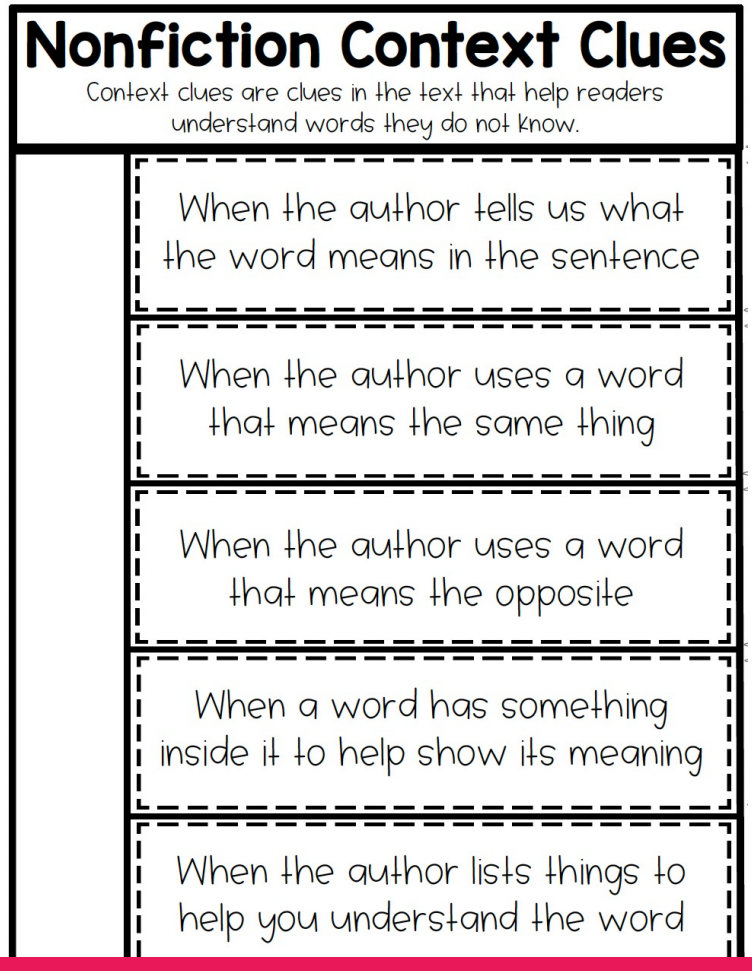

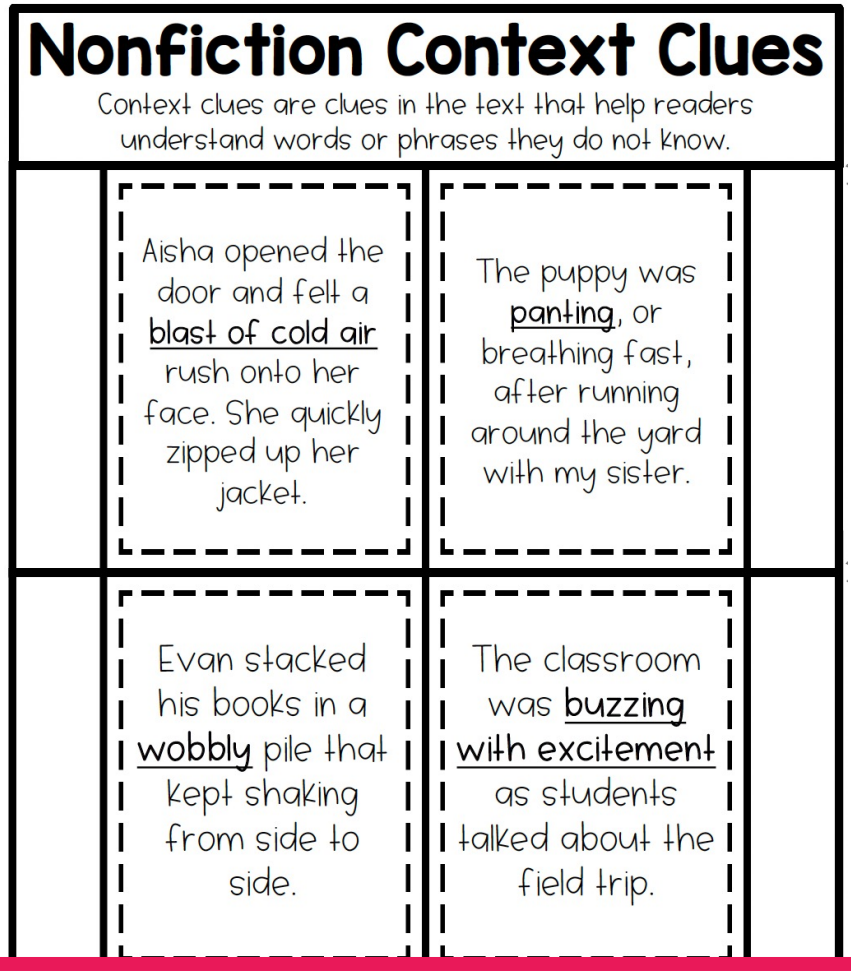

The first interactive notebook activity will review the skill introduced in the first PPT lesson. The second notebook activity asks students to use the skill to demonstrate understanding.

Practice Sheets

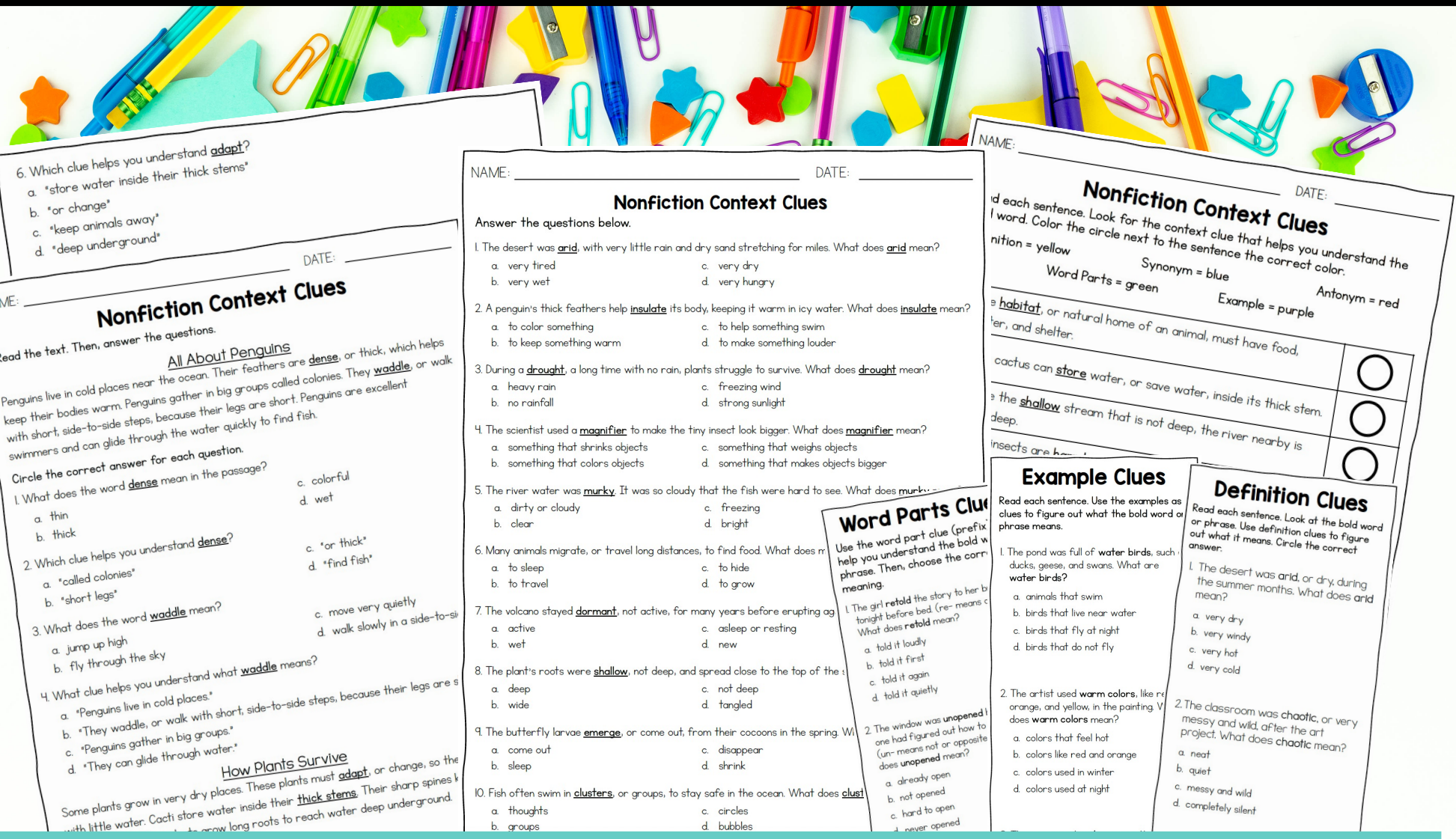

Students have multiple opportunities to practice the skill using the included original passages and on a story of your choosing.

Assessments

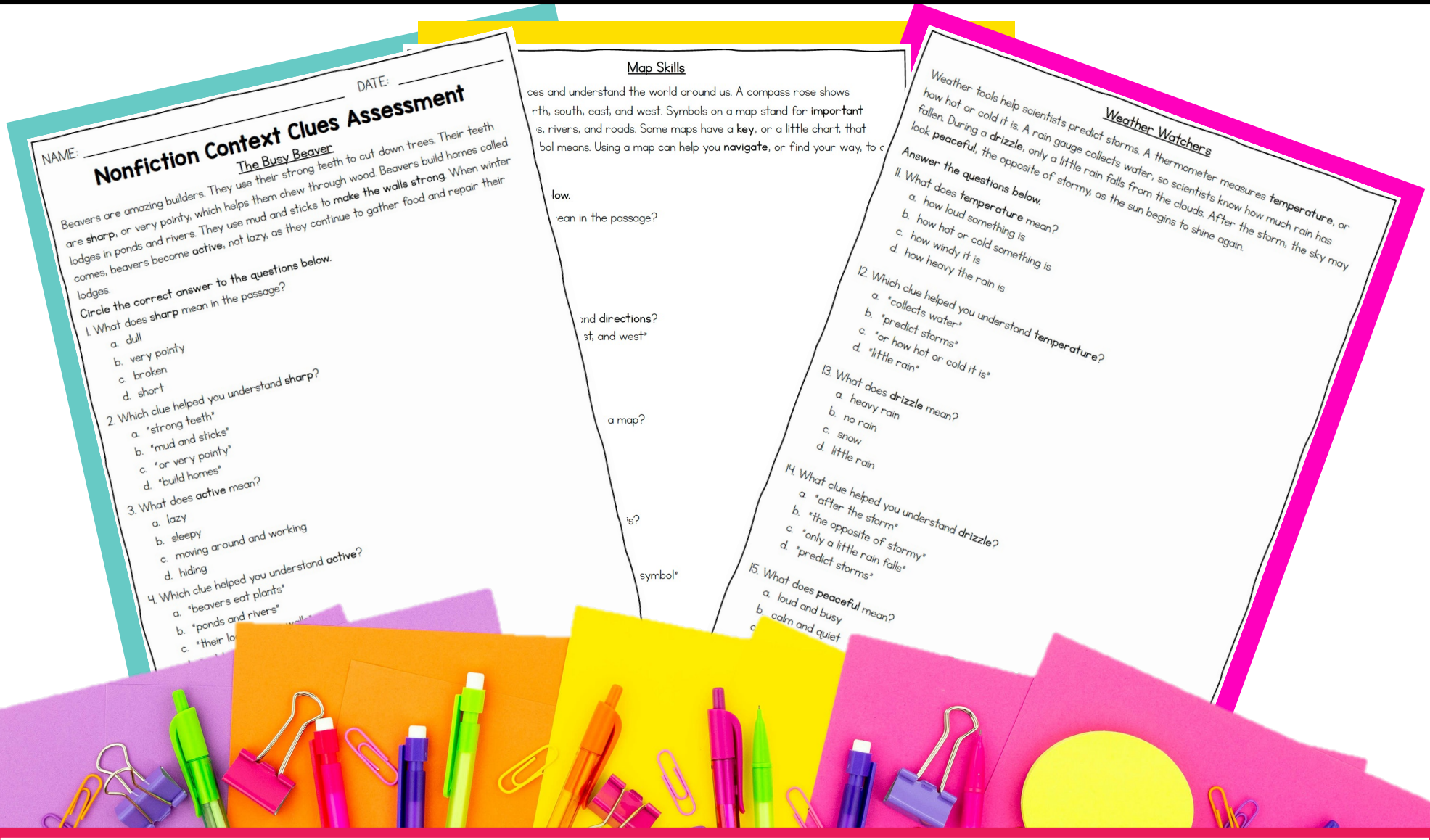

NAME: DATE:

Nonfiction Context Clues Assessment

The Busy Beaver

Beavers are amazing builders. They use their strong teeth to cut down trees. Their teeth are **sharp**, or very pointy, which helps them chew through wood. Beavers build homes called lodges in ponds and rivers. They use mud and sticks to **make the walls strong**. When winter comes, beavers become **active**, not lazy, as they continue to gather food and repair their lodges.

Circle the correct answer to the questions below.

1. What does **sharp** mean in the passage?
   a. dull
   b. very pointy
   c. broken
   d. short
2. Which clue helped you understand **sharp**?
   a. "strong teeth"
   b. "mud and sticks"
   c. "or very pointy"
   d. "build homes"
3. What does **active** mean?
   a. lazy
   b. sleepy
   c. moving around and working
   d. hiding
4. Which clue helped you understand **active**?
   a. "beavers eat plants"
   b. "ponds and rivers"
   c. "their lo

Map Skills

ces and understand the world around us. A compass rose shows
rth, south, east, and west. Symbols on a map stand for **important**
s, rivers, and roads. Some maps have a **key**, or a little chart, that
bol means. Using a map can help you **navigate**, or find your way, to c

low.

ean in the passage?

and **directions**?
st, and west"

a map?

is?

symbol"

Weather Watchers

Weather tools help scientists predict storms. A thermometer measures **temperature**, or how hot or cold it is. A rain gauge collects water, so scientists know how much rain has fallen. During a **drizzle**, only a little rain falls from the clouds. After the storm, the sky may look **peaceful**, the opposite of stormy, as the sun begins to shine again.

Answer the questions below.

11. What does **temperature** mean?
    a. how loud something is
    b. how hot or cold something is
    c. how windy it is
    d. how heavy the rain is
12. Which clue helped you understand **temperature**?
    a. "collects water"
    b. "predict storms"
    c. "or how hot or cold it is"
    d. "little rain"
13. What does **drizzle** mean?
    a. heavy rain
    b. no rain
    c. snow
    d. little rain
14. What clue helped you understand **drizzle**?
    a. "after the storm"
    b. "the opposite of stormy"
    c. "only a little rain falls"
    d. "predict storms"
15. What does **peaceful** mean?
    a. loud and busy
    b. calm and quiet

Check for student understanding with mid- and end-of-unit assessments.

Reading Centers

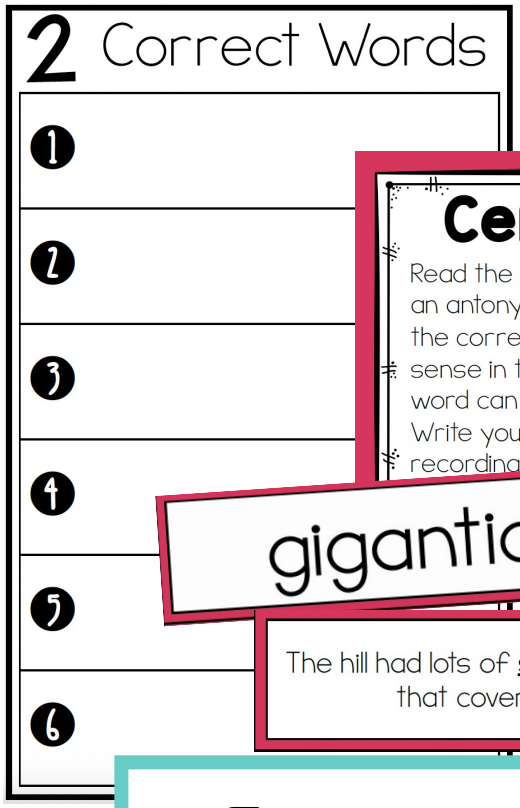

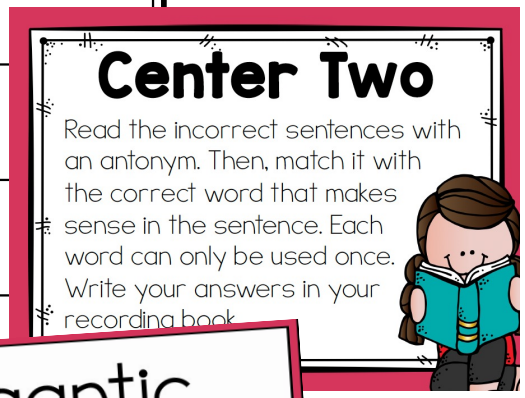

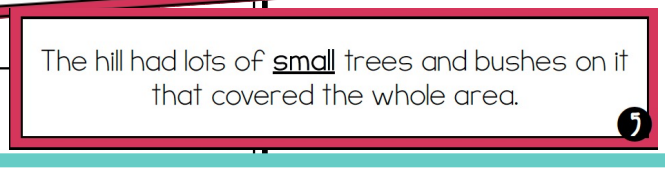

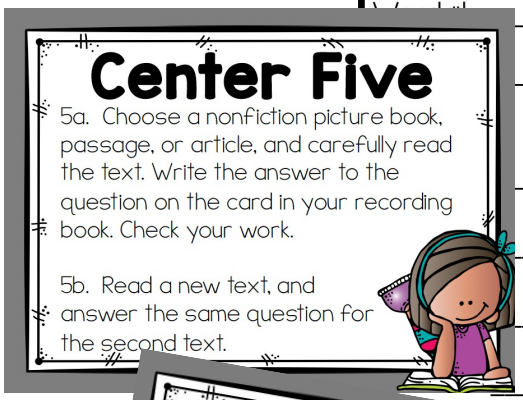

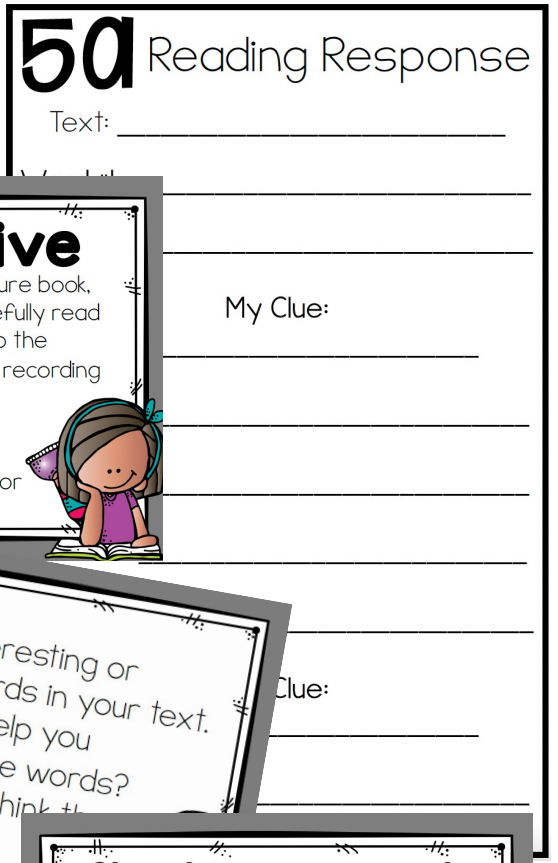

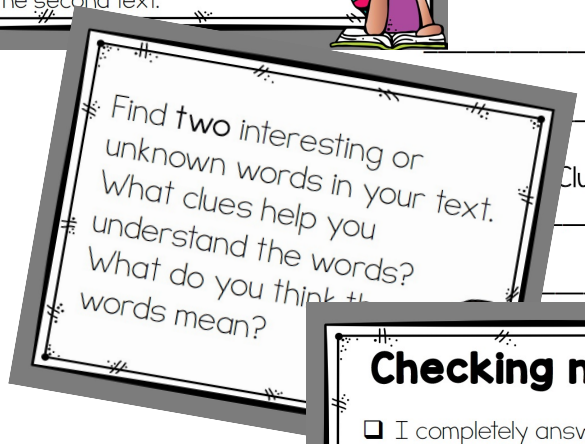

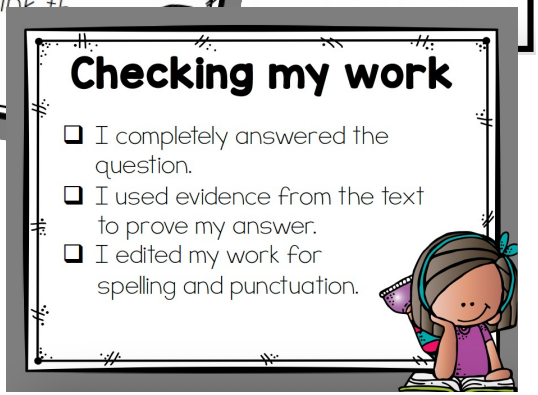

Five reading centers provide an engaging way for students to practice the skill independently.