Help your students master individual reading skills with these 10-day units!

Not So Wimpy Teacher reading units focus on one reading skill at a time. These two-week units give students time to practice and master each individual skill!

keep
TO LEARN MORE!
scrolling



What's Included

THIS RESOURCE INCLUDES:

- ✓ 2 instructional PowerPoints
- ✓ 2 interactive notebook activities
- ✓ 5 reading centers
- ✓ 4 worksheet activities
- ✓ Mid-unit checkpoint assessment
- ✓ End-of-unit assessment
- ✓ Multiple original passages

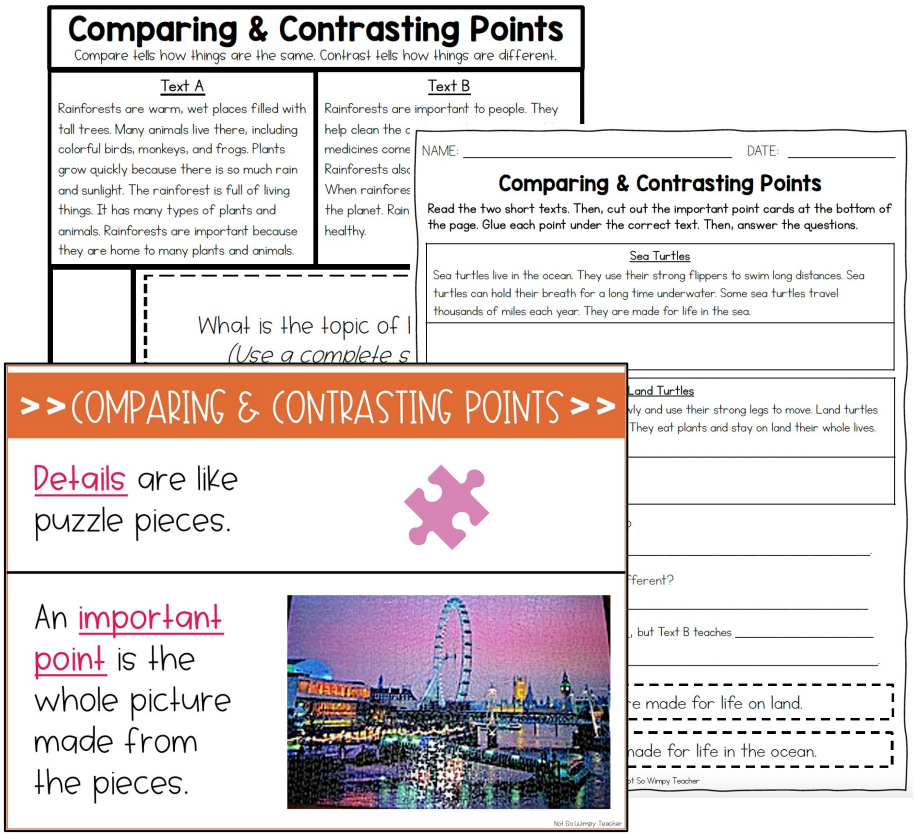

"This resource was so helpful, and I would highly recommend it to anyone. It was a game-changer in the classroom."

- Brandon T.

10 Days of Activities

This unit includes two instructional PowerPoints that explicitly teach the reading skill.

Students will practice the skill using interactive notebook activities, worksheets, original passages, reading centers, and other activities.

Directions

This reading unit is intended to be used over a **two-week time frame**, but this can easily be adjusted to meet your needs.

This unit does not correlate with one particular reading curriculum, but it has been designed to supplement any materials or routines that you already have in place!

Here is how I recommend using the materials in this resource. A more detailed explanation of the materials is included on the following pages.

DAY	LESSON MATERIAL	LESSON OBJECTIVE
Day 1	PowerPoint mini lesson	Introduce the skill using the PowerPoint lesson.
Day 2	Interactive notebook activity	Review the skill using an interactive notebook activity.
Day 3	Worksheet	Practice the weekly skill.
Day 4	Worksheet	Practice the weekly skill by applying it to a book/story of your choosing.
Day 5	Reading passage w/questions	Mid-unit checkpoint! You may choose to take a grade on this assignment.
Day 6	PowerPoint mini lesson	Dive deeper into applying the skill using this PowerPoint mini lesson.
Day 7	Interactive notebook activity	Apply the skill using an interactive notebook activity.
Day 8	Worksheet	Practice the weekly skill.
Day 9	Trifold activity sheet	Review the weekly skill using this trifold activity sheet.
Day 10	Assessment	Assess the weekly skill.
Small Group	Reading Centers	Complete independently during small-group time throughout the unit.

PowerPoint Lessons

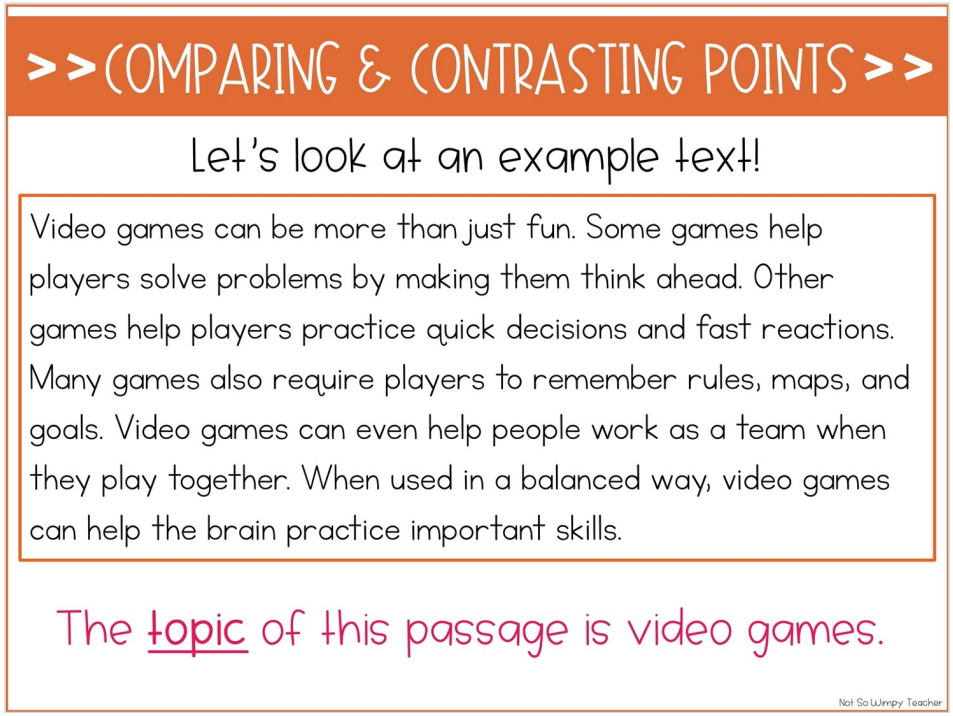

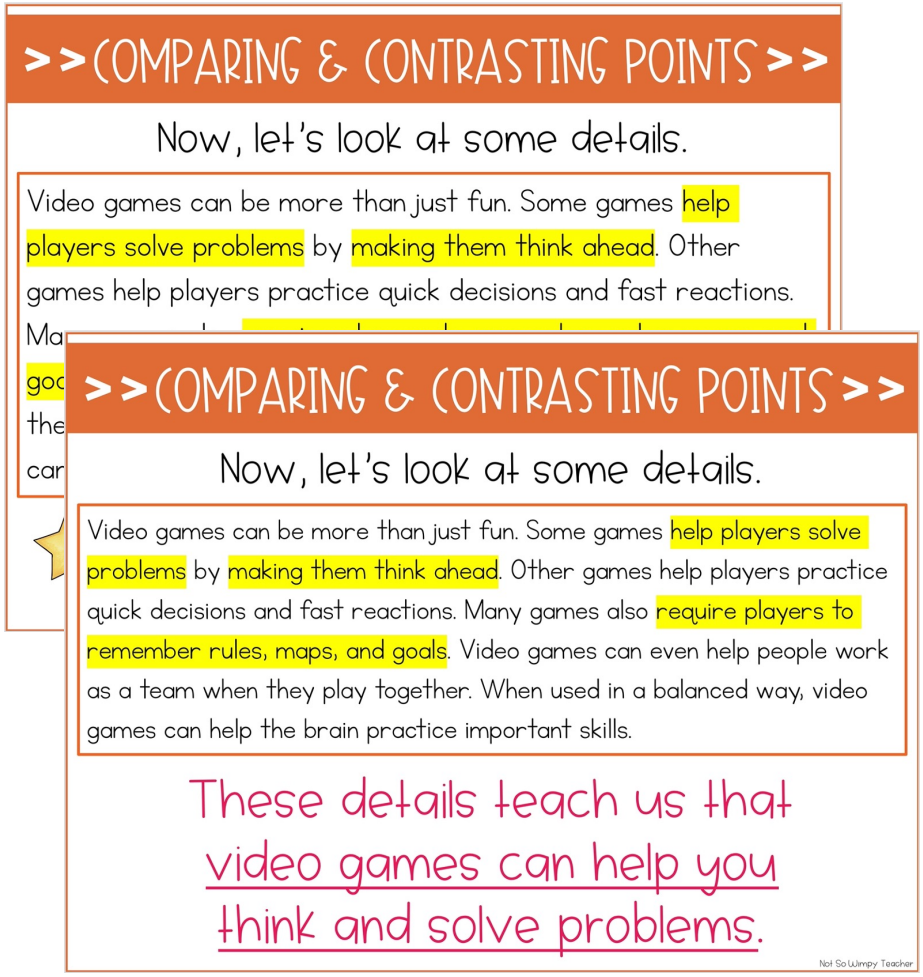

The first PPT lesson introduces the skill. The second PPT lesson reviews the skill and focuses on deeper application.

Interactive Notebooks

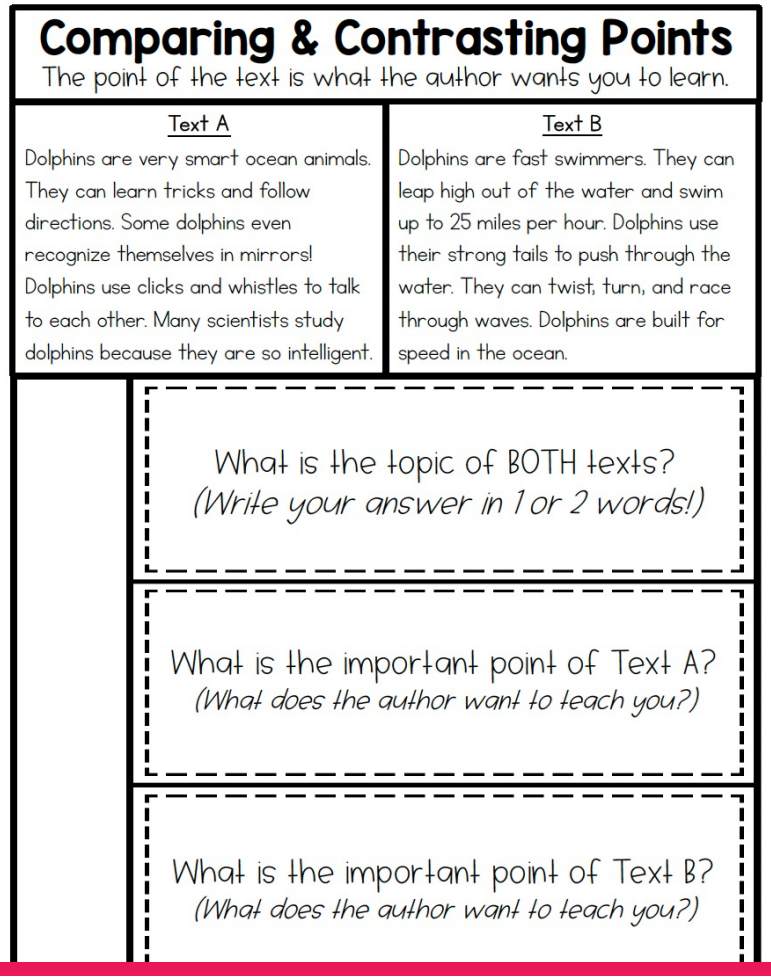

Comparing & Contrasting Points

The point of the text is what the author wants you to learn.

Text A

Dolphins are very smart ocean animals. They can learn tricks and follow directions. Some dolphins even recognize themselves in mirrors! Dolphins use clicks and whistles to talk to each other. Many scientists study dolphins because they are so intelligent.

Text B

Dolphins are fast swimmers. They can leap high out of the water and swim up to 25 miles per hour. Dolphins use their strong tails to push through the water. They can twist, turn, and race through waves. Dolphins are built for speed in the ocean.

What is the topic of BOTH texts?
(Write your answer in 1 or 2 words!)

What is the important point of Text A?
(What does the author want to teach you?)

What is the important point of Text B?
(What does the author want to teach you?)

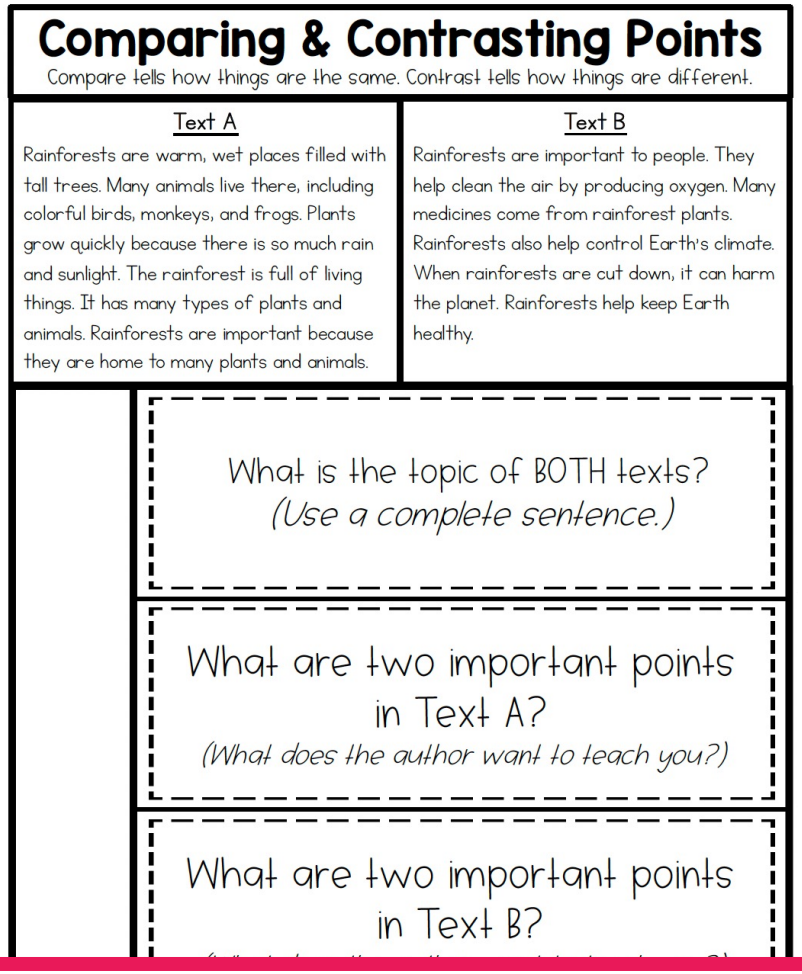

Comparing & Contrasting Points

Compare tells how things are the same. Contrast tells how things are different.

Text A

Rainforests are warm, wet places filled with tall trees. Many animals live there, including colorful birds, monkeys, and frogs. Plants grow quickly because there is so much rain and sunlight. The rainforest is full of living things. It has many types of plants and animals. Rainforests are important because they are home to many plants and animals.

Text B

Rainforests are important to people. They help clean the air by producing oxygen. Many medicines come from rainforest plants. Rainforests also help control Earth's climate. When rainforests are cut down, it can harm the planet. Rainforests help keep Earth healthy.

What is the topic of BOTH texts?
(Use a complete sentence.)

What are two important points in Text A?
(What does the author want to teach you?)

What are two important points in Text B?

The first interactive notebook activity will review the skill introduced in the first PPT lesson. The second notebook activity asks students to use the skill to demonstrate understanding.

Practice Sheets

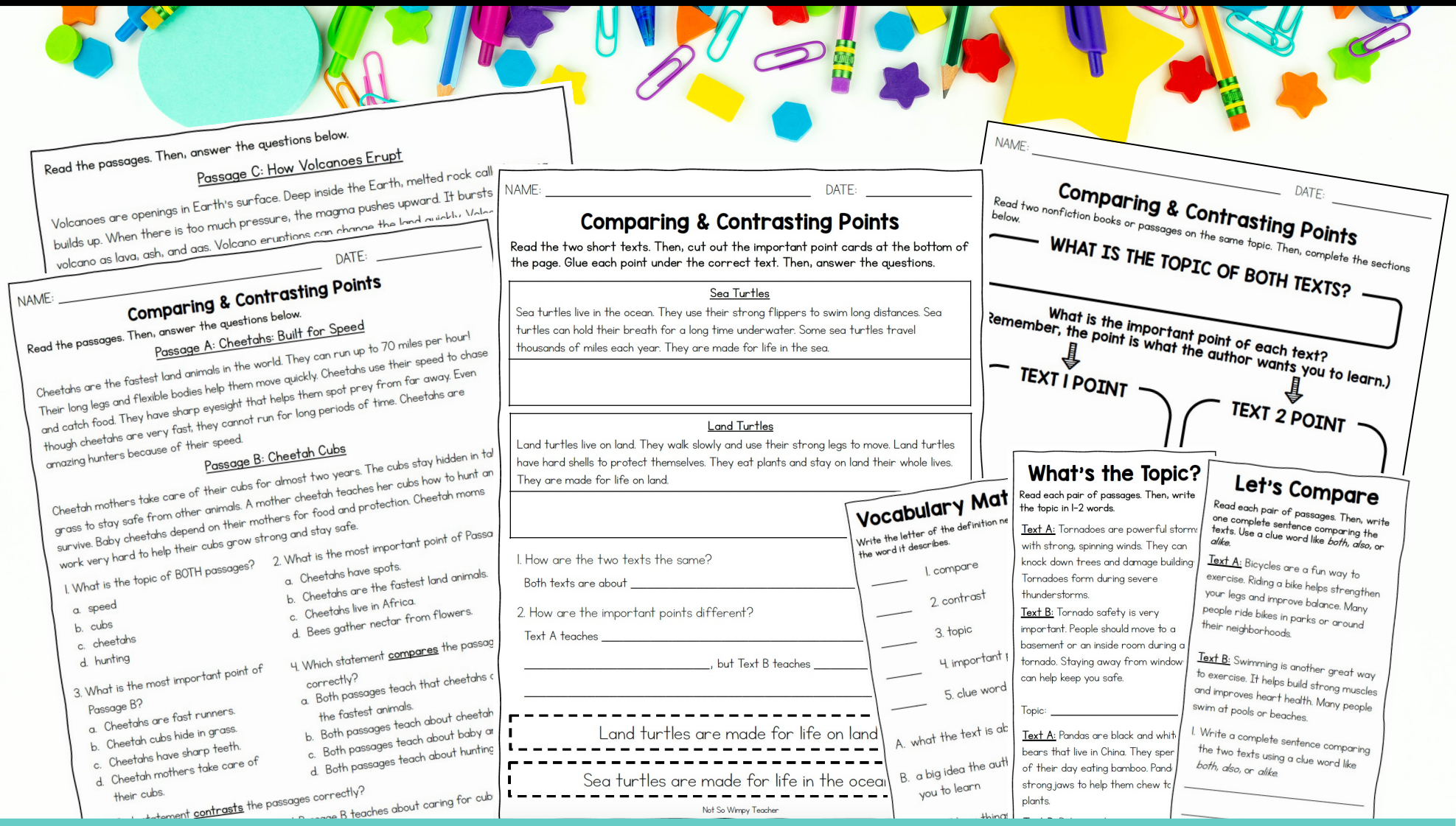

Students have multiple opportunities to practice the skill using the included original passages and on a story of your choosing.

Assessments

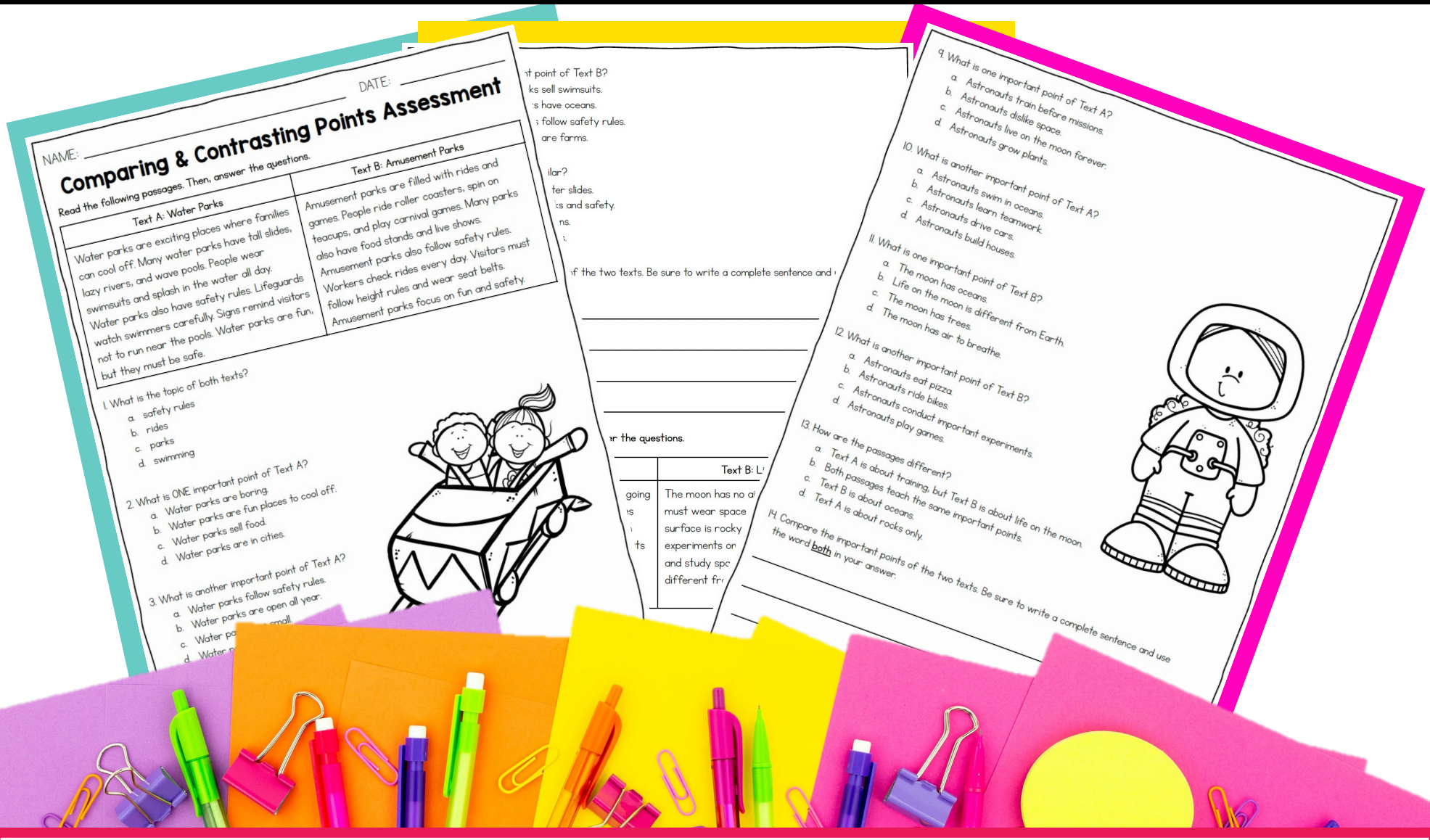

Check for student understanding with mid- and end-of-unit assessments.

Reading Centers

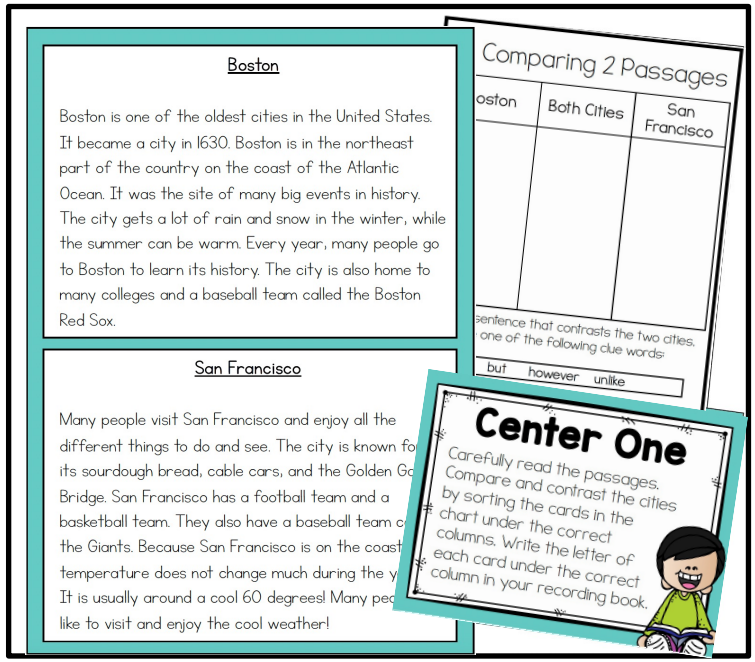

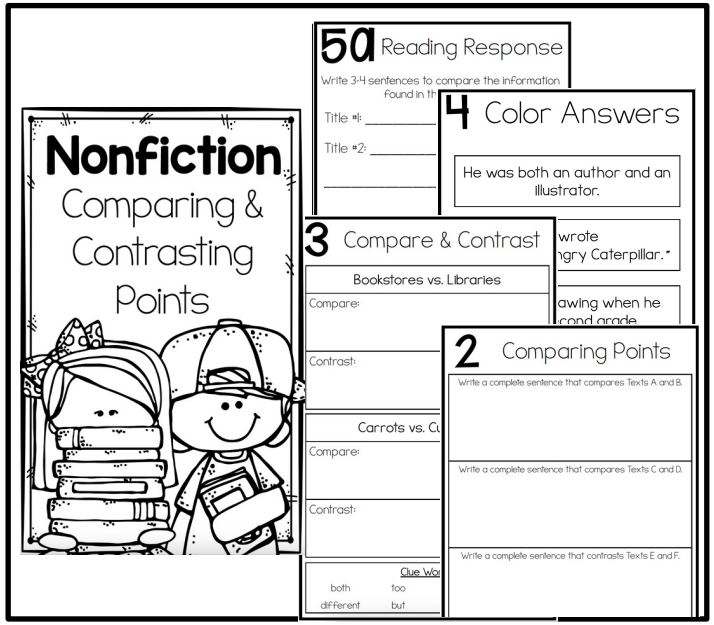

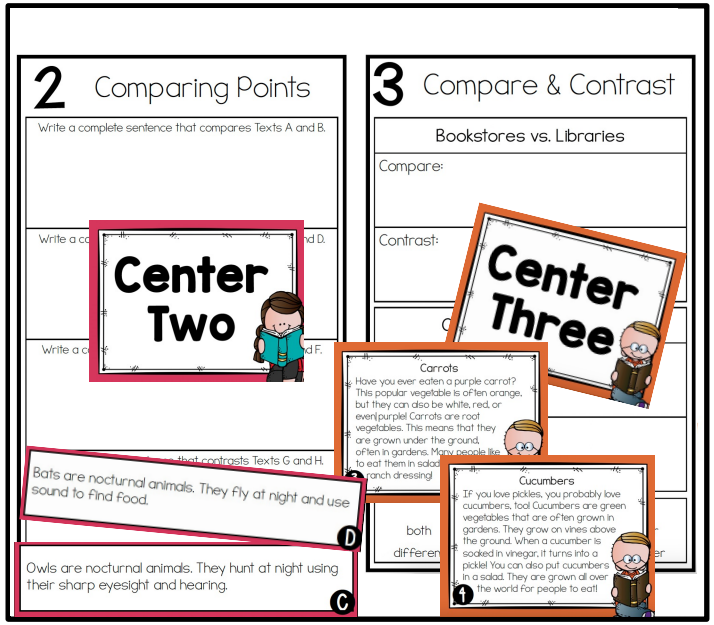

Five reading centers provide an engaging way for students to practice the skill independently.