Help your students master individual reading skills with these 10-day units!

Not So Wimpy Teacher reading units focus on one reading skill at a time. These two-week units give students time to practice and master each individual skill!

keep
TO LEARN MORE!
scrolling



What's Included

THIS RESOURCE INCLUDES:

- ✓ 2 instructional PowerPoints
- ✓ 2 interactive notebook activities
- ✓ 5 reading centers
- ✓ 4 worksheet activities
- ✓ Mid-unit checkpoint assessment
- ✓ End-of-unit assessment
- ✓ Multiple passages

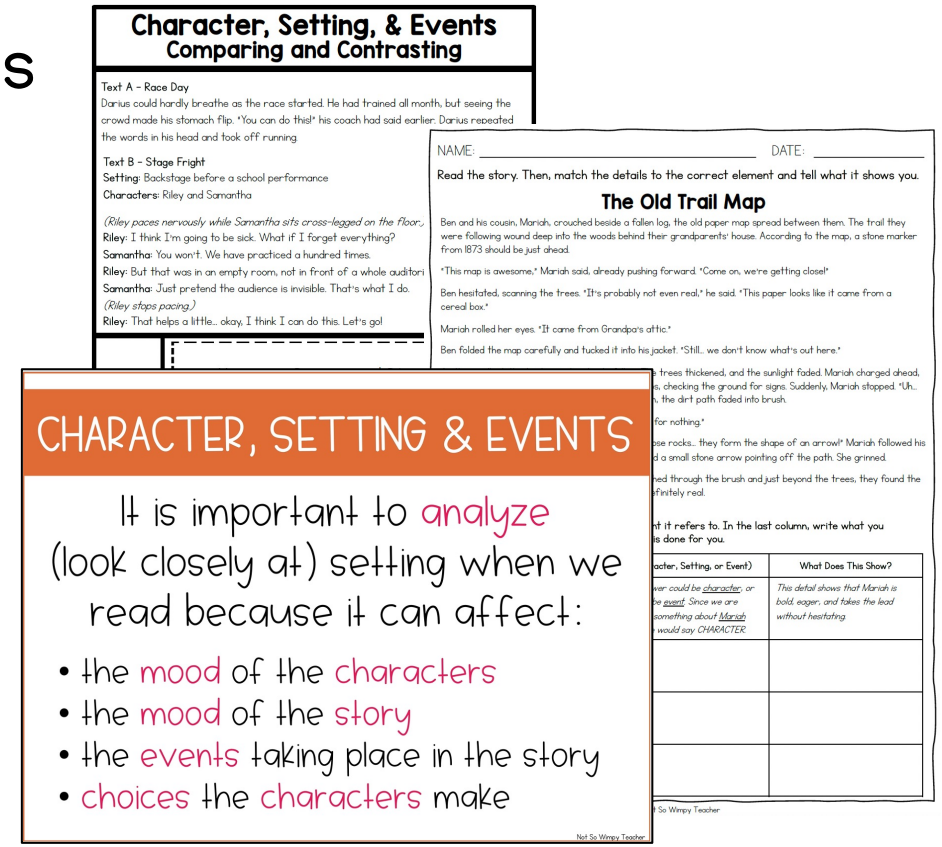

10 Days of Activities

This unit includes two instructional PowerPoints that explicitly teach the reading skill.

Students will practice the skill using interactive notebook activities, worksheets, original passages, reading centers, and other activities.

Directions

This reading unit is intended to be used over a **two-week time frame**, but this can easily be adjusted to meet your needs.

This unit does not correlate with one particular reading curriculum, but it has been designed to supplement any materials or routines that you already have in place!

Here is how I recommend using the materials in this resource. A more detailed explanation of the materials is included on the following pages.

DAY	LESSON MATERIAL	LESSON OBJECTIVE
Day 1	PowerPoint mini lesson	Introduce the skill using the PowerPoint lesson.
Day 2	Interactive notebook activity	Review the skill using an interactive notebook activity.
Day 3	Worksheet	Practice the weekly skill.
Day 4	Worksheet	Practice the weekly skill by applying it to a book/story of your choosing.
Day 5	Reading passage w/questions	Mid-unit checkpoint! You may choose to take a grade on this assignment.
Day 6	PowerPoint mini lesson	Dive deeper into applying the skill using this PowerPoint mini lesson.
Day 7	Interactive notebook activity	Apply the skill using an interactive notebook activity.
Day 8	Worksheet	Practice the weekly skill.
Day 9	Trifold activity sheet	Review the weekly skill using this trifold activity sheet.
Day 10	Assessment	Assess the weekly skill.
Small Group	Reading Centers	Complete independently during small-group time throughout the unit.

PowerPoint Lessons

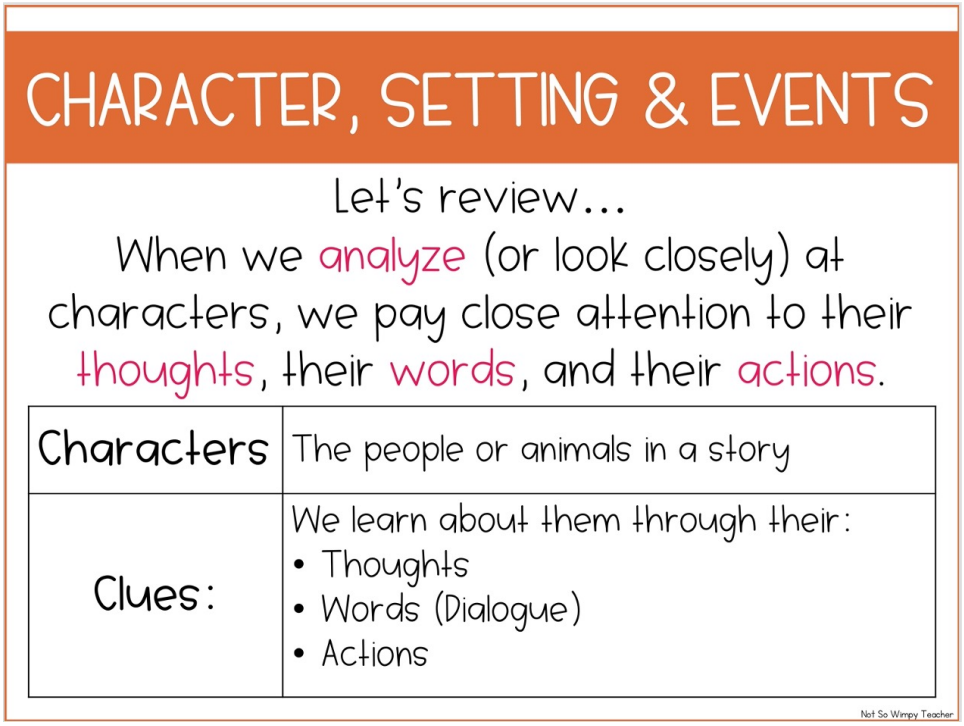

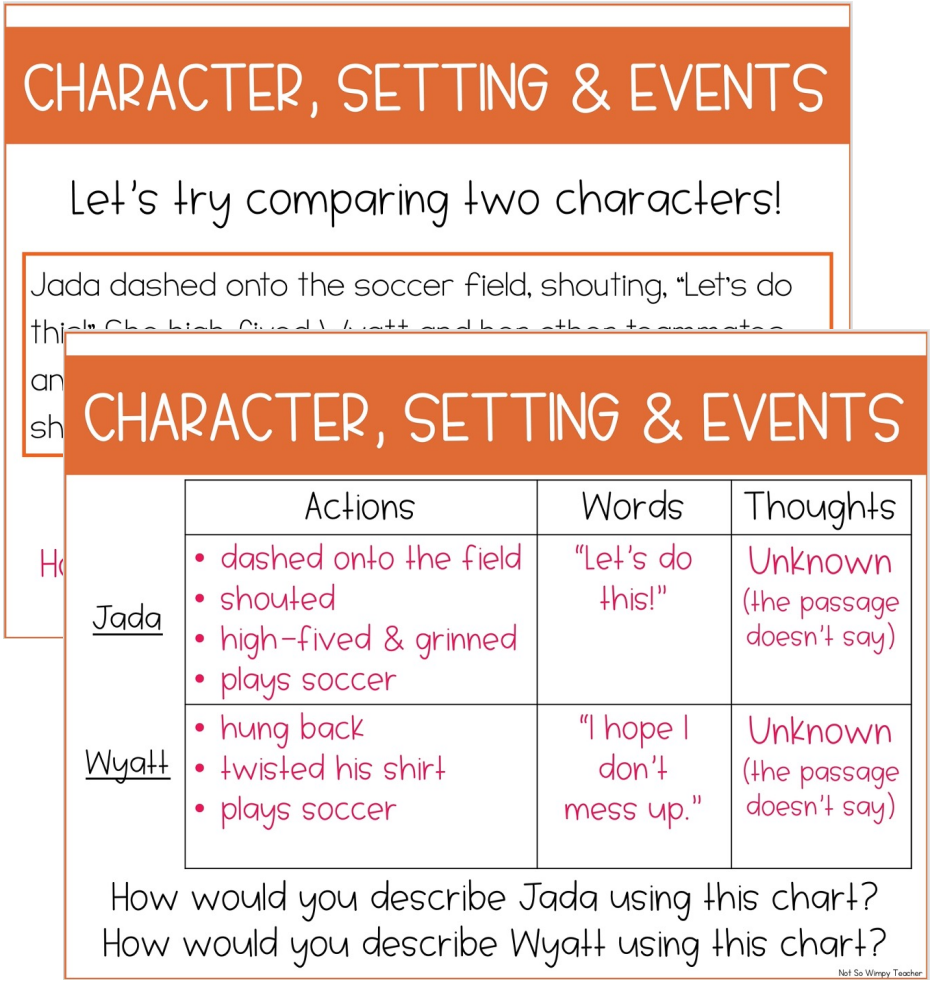

The first PPT lesson introduces the skill. The second PPT lesson reviews the skill and focuses on deeper application.

Interactive Notebooks

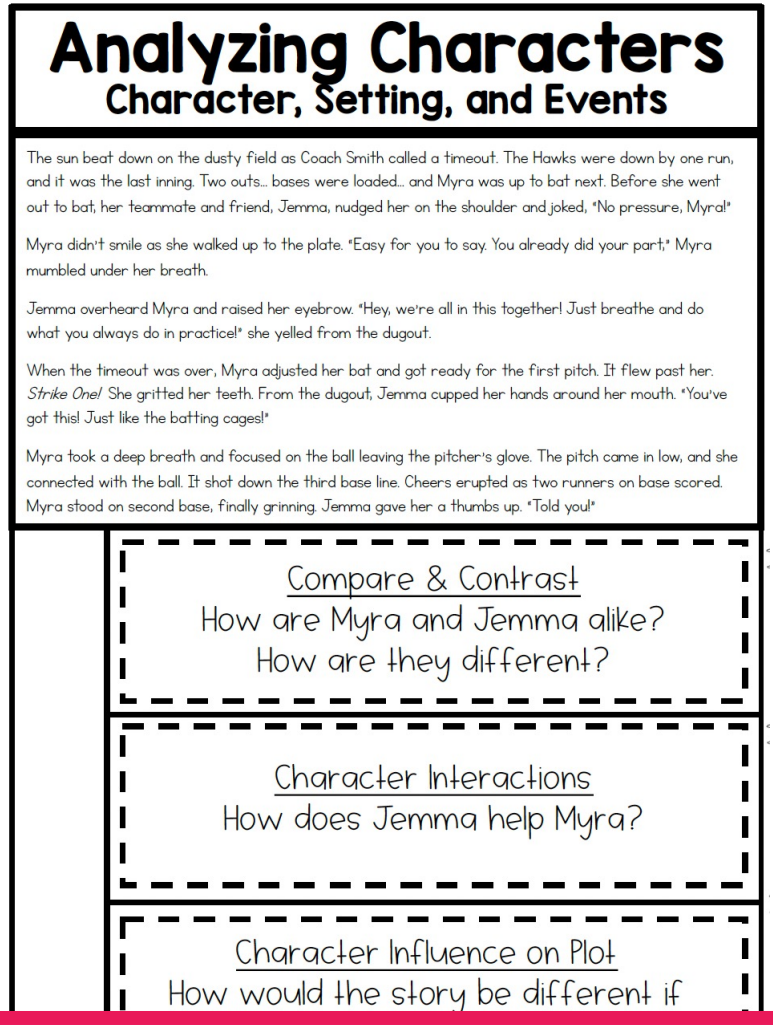

Analyzing Characters
Character, Setting, and Events

The sun beat down on the dusty field as Coach Smith called a timeout. The Hawks were down by one run, and it was the last inning. Two outs... bases were loaded... and Myra was up to bat next. Before she went out to bat, her teammate and friend, Jemma, nudged her on the shoulder and joked, "No pressure, Myra!"

Myra didn't smile as she walked up to the plate. "Easy for you to say. You already did your part," Myra mumbled under her breath.

Jemma overheard Myra and raised her eyebrow. "Hey, we're all in this together! Just breathe and do what you always do in practice!" she yelled from the dugout.

When the timeout was over, Myra adjusted her bat and got ready for the first pitch. It flew past her. *Strike One!* She gritted her teeth. From the dugout, Jemma cupped her hands around her mouth. "You've got this! Just like the batting cages!"

Myra took a deep breath and focused on the ball leaving the pitcher's glove. The pitch came in low, and she connected with the ball. It shot down the third base line. Cheers erupted as two runners on base scored. Myra stood on second base, finally grinning. Jemma gave her a thumbs up. "Told you!"

Compare & Contrast
How are Myra and Jemma alike?
How are they different?

Character Interactions
How does Jemma help Myra?

Character Influence on Plot
How would the story be different if

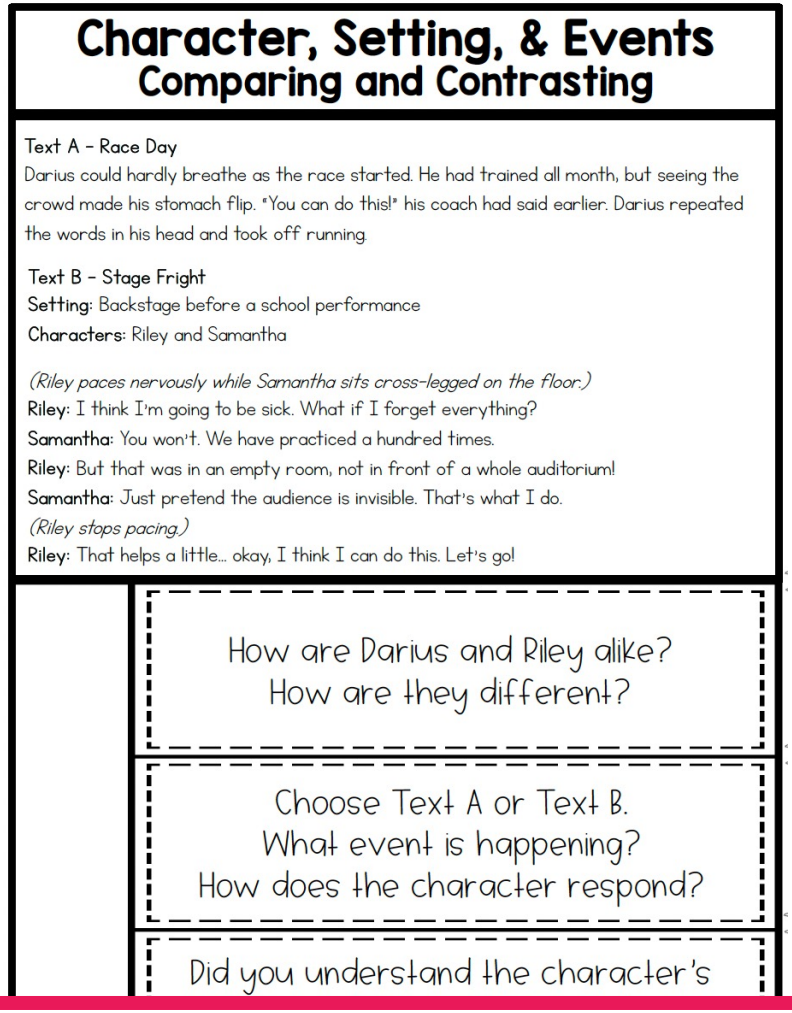

Character, Setting, & Events
Comparing and Contrasting

Text A - Race Day
Darius could hardly breathe as the race started. He had trained all month, but seeing the crowd made his stomach flip. "You can do this!" his coach had said earlier. Darius repeated the words in his head and took off running.

Text B - Stage Fright
Setting: Backstage before a school performance
Characters: Riley and Samantha

(Riley paces nervously while Samantha sits cross-legged on the floor.)
Riley: I think I'm going to be sick. What if I forget everything?
Samantha: You won't. We have practiced a hundred times.
Riley: But that was in an empty room, not in front of a whole auditorium!
Samantha: Just pretend the audience is invisible. That's what I do.
(Riley stops pacing.)
Riley: That helps a little... okay, I think I can do this. Let's go!

How are Darius and Riley alike?
How are they different?

Choose Text A or Text B.
What event is happening?
How does the character respond?

Did you understand the character's

The first interactive notebook activity will review the skill introduced in the first PPT lesson. The second notebook activity asks students to use the skill to demonstrate understanding.

Practice Sheets

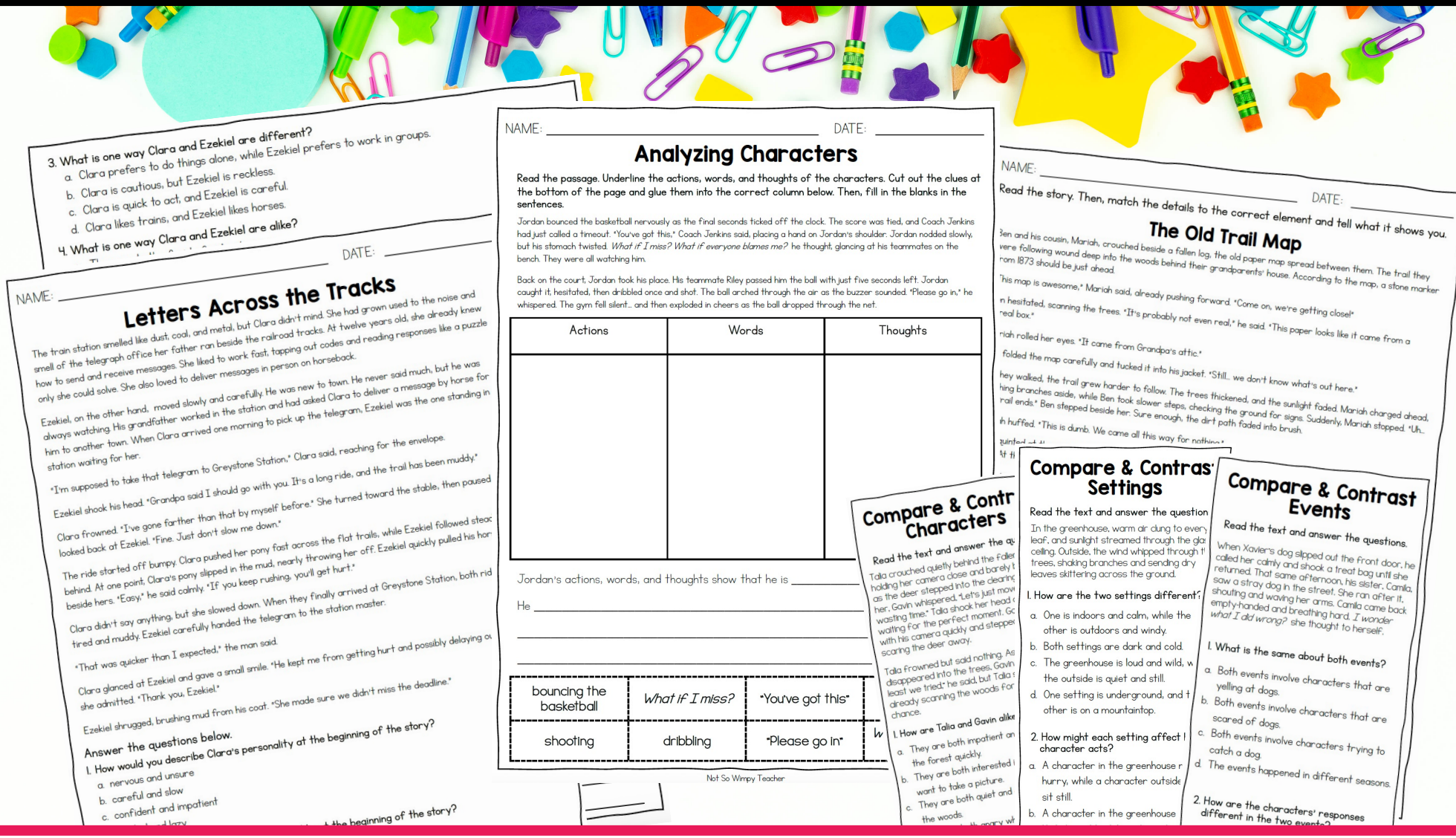

Students have multiple opportunities to practice the skill using the included original passages and on a story of your choosing.

Assessments

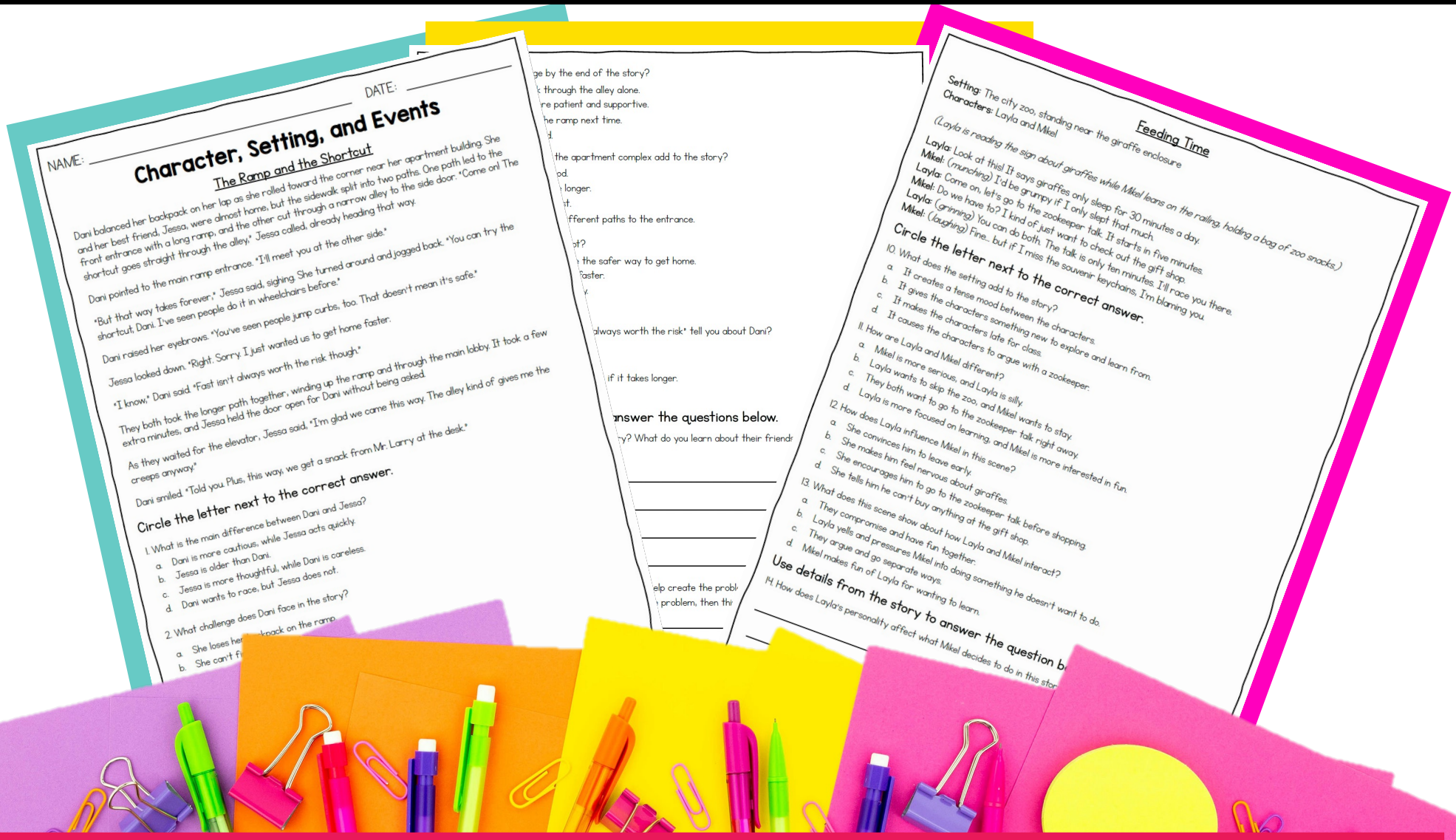

Check for student understanding with mid- and end-of-unit assessments.

Reading Centers

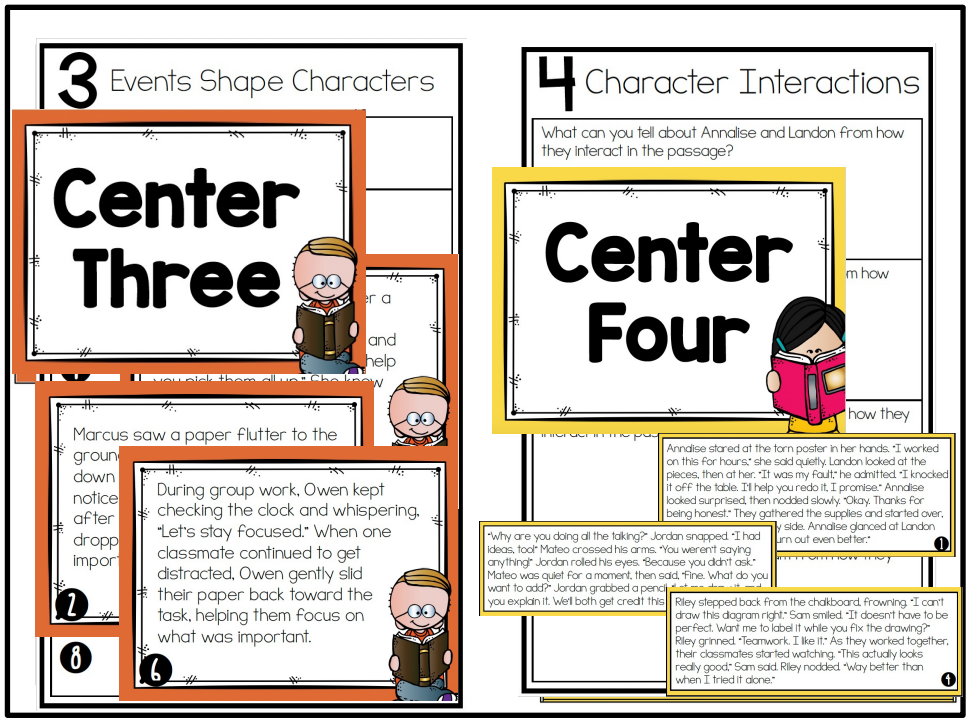

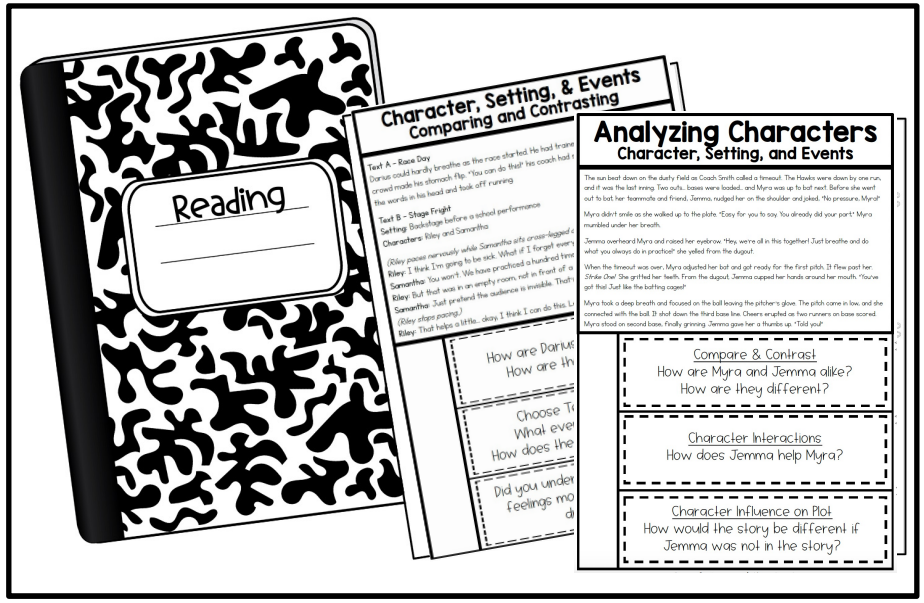

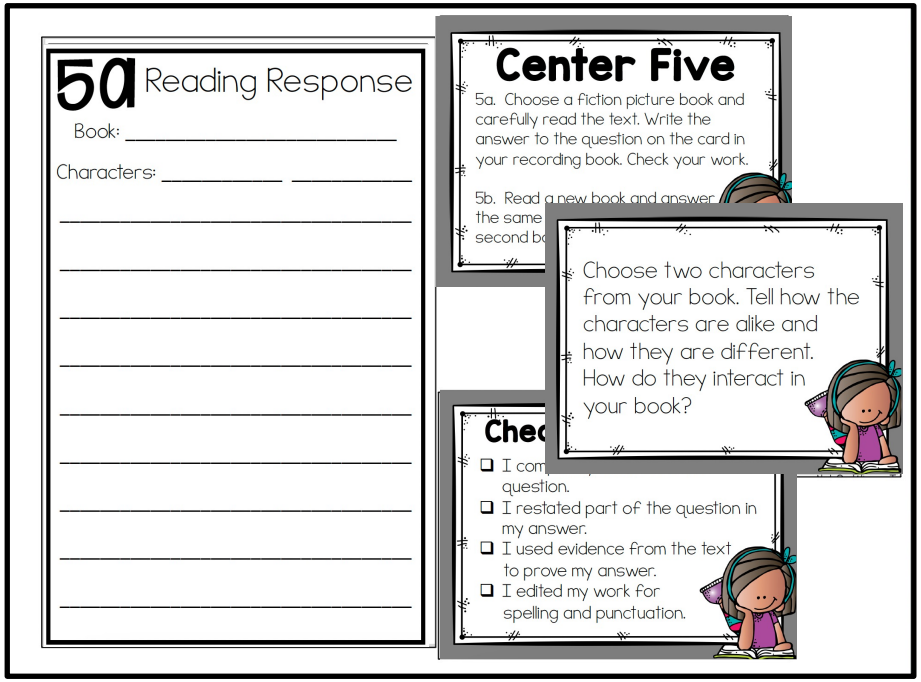

Five reading centers provide an engaging way for students to practice the skill independently.