Help your students master individual reading skills with these 10-day units!

Not So Wimpy Teacher reading units focus on one reading skill at a time. These two-week units give students time to practice and master each individual skill!

keep scrolling TO LEARN MORE!



What's Included

THIS RESOURCE INCLUDES:

- ✓ 2 instructional PowerPoints
- ✓ 2 interactive notebook activities
- ✓ 5 reading centers
- ✓ 4 worksheet activities
- ✓ Mid-unit checkpoint assessment
- ✓ End-of-unit assessment
- ✓ Multiple original passages

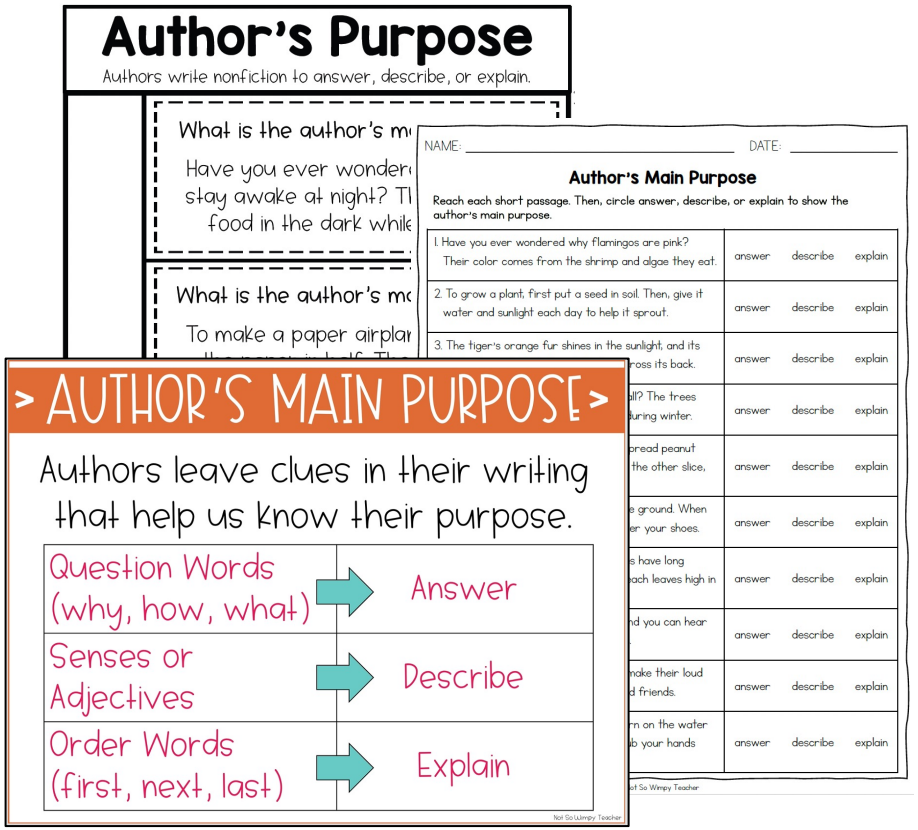

"This resource was so helpful, and I would highly recommend it to anyone. It was a game-changer in the classroom."

- Melissa T.

10 Days of Activities

This unit includes two instructional PowerPoints that explicitly teach the reading skill.

Students will practice the skill using interactive notebook activities, worksheets, original passages, reading centers, and other activities.

Directions

This reading unit is intended to be used over a **two-week time frame**, but this can easily be adjusted to meet your needs.

This unit does not correlate with one particular reading curriculum, but it has been designed to supplement any materials or routines that you already have in place!

Here is how I recommend using the materials in this resource. A more detailed explanation of the materials is included on the following pages.

DAY	LESSON MATERIAL	LESSON OBJECTIVE
Day 1	PowerPoint mini lesson	Introduce the skill using the PowerPoint lesson.
Day 2	Interactive notebook activity	Review the skill using an interactive notebook activity.
Day 3	Worksheet	Practice the weekly skill.
Day 4	Worksheet	Practice the weekly skill by applying it to a book/story of your choosing.
Day 5	Reading passage w/questions	Mid-unit checkpoint! You may choose to take a grade on this assignment.
Day 6	PowerPoint mini lesson	Dive deeper into applying the skill using this PowerPoint mini lesson.
Day 7	Interactive notebook activity	Apply the skill using an interactive notebook activity.
Day 8	Worksheet	Practice the weekly skill.
Day 9	Trifold activity sheet	Review the weekly skill using this trifold activity sheet.
Day 10	Assessment	Assess the weekly skill.
Small Group	Reading Centers	Complete independently during small-group time throughout the unit.

PowerPoint Lessons

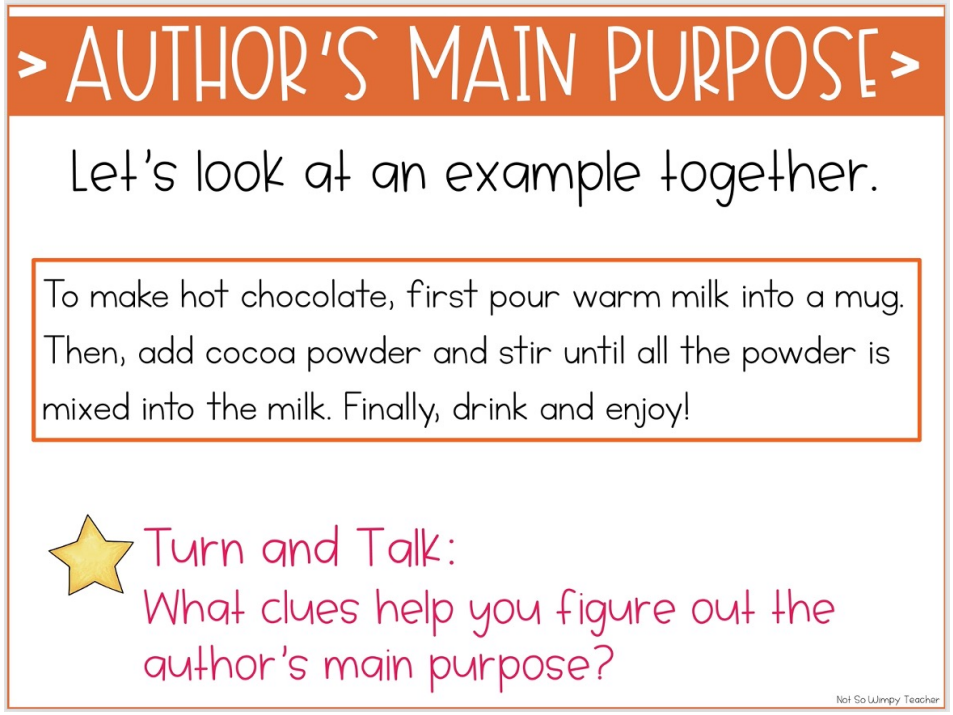

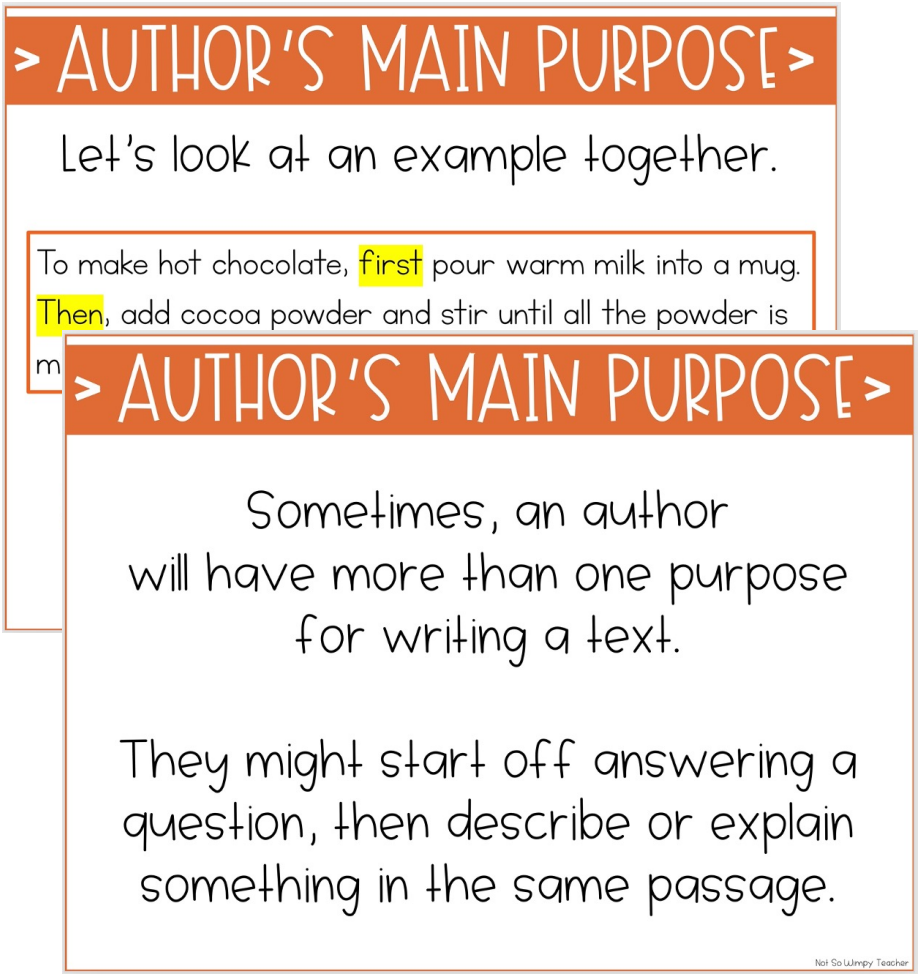

The first PPT lesson introduces the skill. The second PPT lesson reviews the skill and focuses on deeper application.

Interactive Notebooks

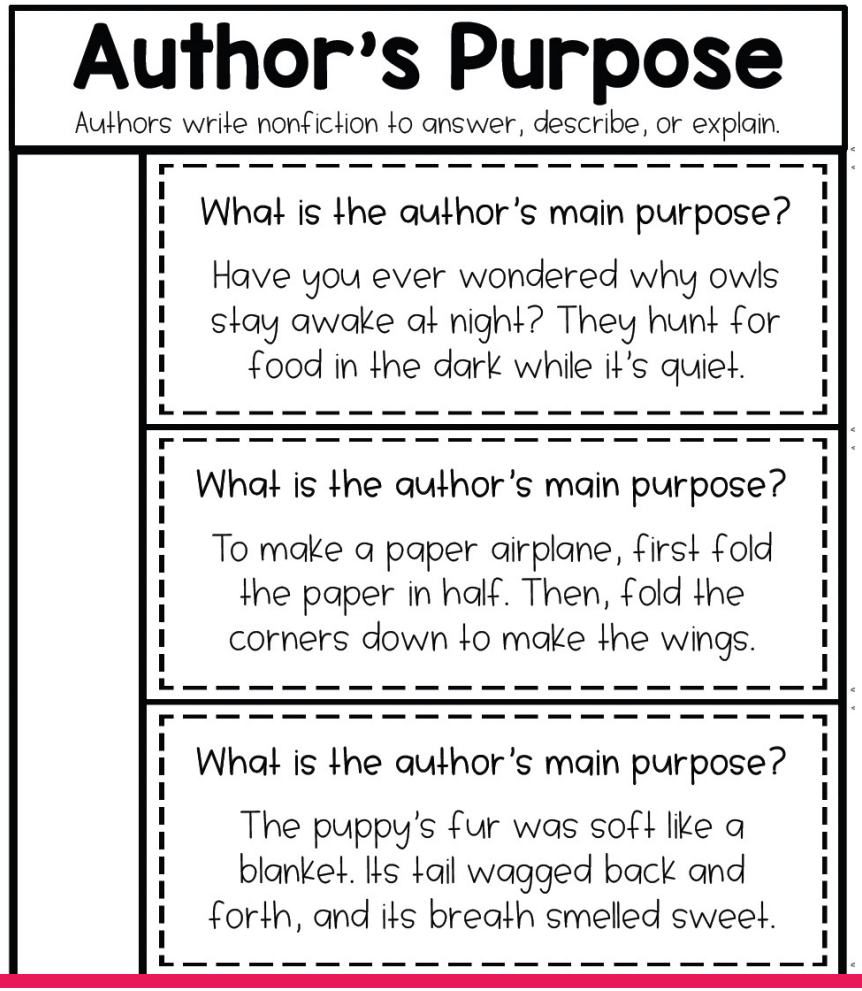

Author's Purpose

Authors write nonfiction to answer, describe, or explain.

What is the author's main purpose?

Have you ever wondered why owls stay awake at night? They hunt for food in the dark while it's quiet.

What is the author's main purpose?

To make a paper airplane, first fold the paper in half. Then, fold the corners down to make the wings.

What is the author's main purpose?

The puppy's fur was soft like a blanket. Its tail wagged back and forth, and its breath smelled sweet.

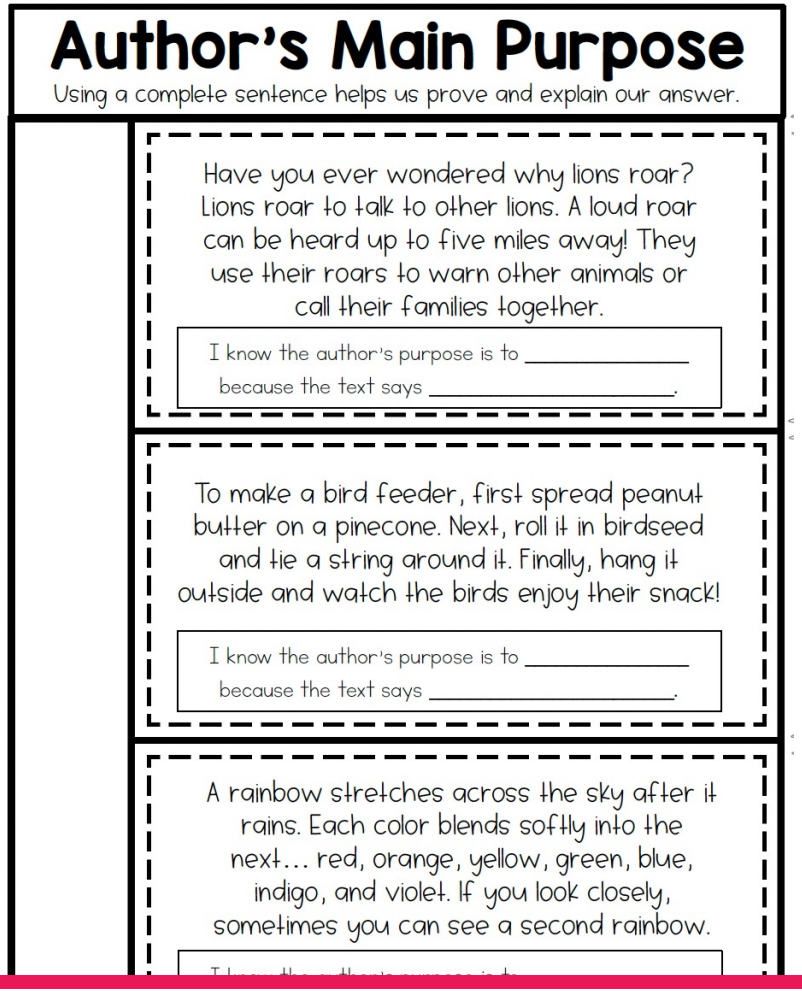

Author's Main Purpose

Using a complete sentence helps us prove and explain our answer.

Have you ever wondered why lions roar? Lions roar to talk to other lions. A loud roar can be heard up to five miles away! They use their roars to warn other animals or call their families together.

I know the author's purpose is to _____ because the text says _____.

To make a bird feeder, first spread peanut butter on a pinecone. Next, roll it in birdseed and tie a string around it. Finally, hang it outside and watch the birds enjoy their snack!

I know the author's purpose is to _____ because the text says _____.

A rainbow stretches across the sky after it rains. Each color blends softly into the next... red, orange, yellow, green, blue, indigo, and violet. If you look closely, sometimes you can see a second rainbow.

The first interactive notebook activity will review the skill introduced in the first PPT lesson. The second notebook activity asks students to use the skill to demonstrate understanding.

Practice Sheets

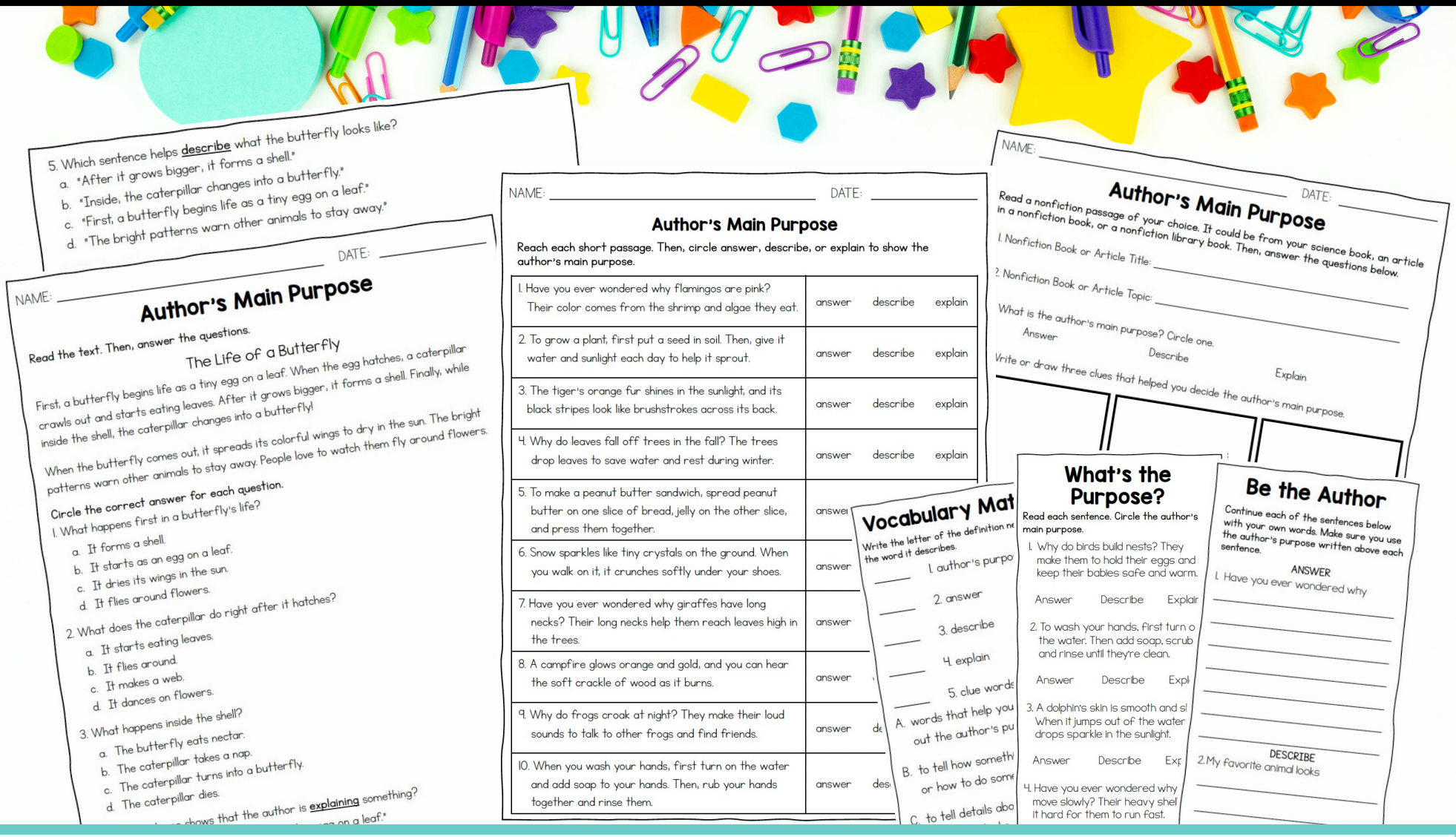

Students have multiple opportunities to practice the skill using the included original passages and on a story of your choosing.

Assessments

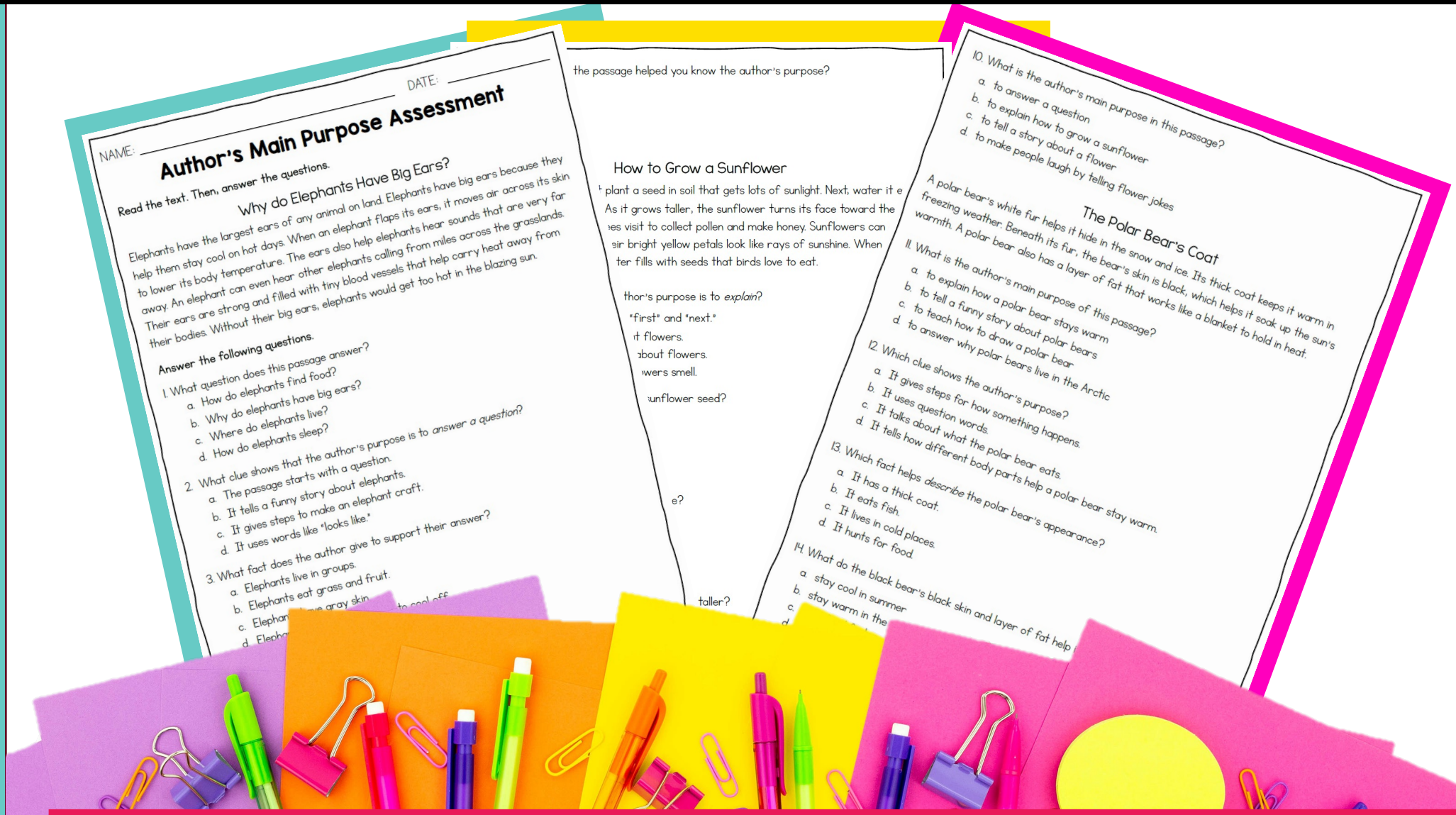

Check for student understanding with mid- and end-of-unit assessments.

Reading Centers

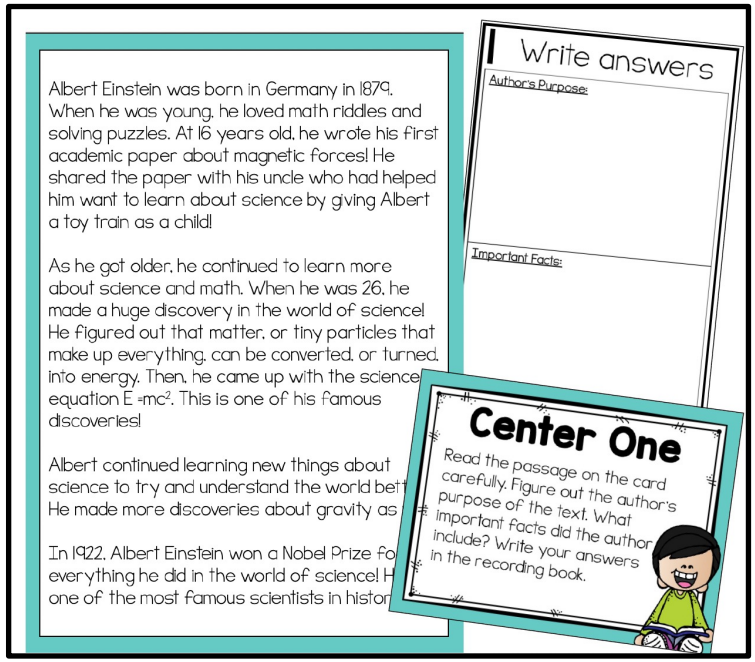



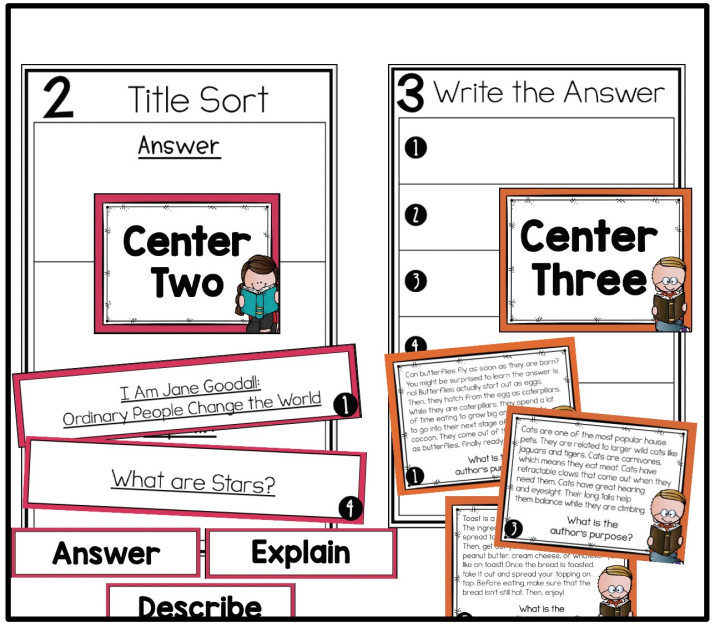

Five reading centers provide an engaging way for students to practice the skill independently.