Help your students master individual reading skills with these 10-day units!

Not So Wimpy Teacher reading units focus on one reading skill at a time. These two-week units give students time to practice and master each individual skill!

Keep scrolling
TO LEARN MORE!

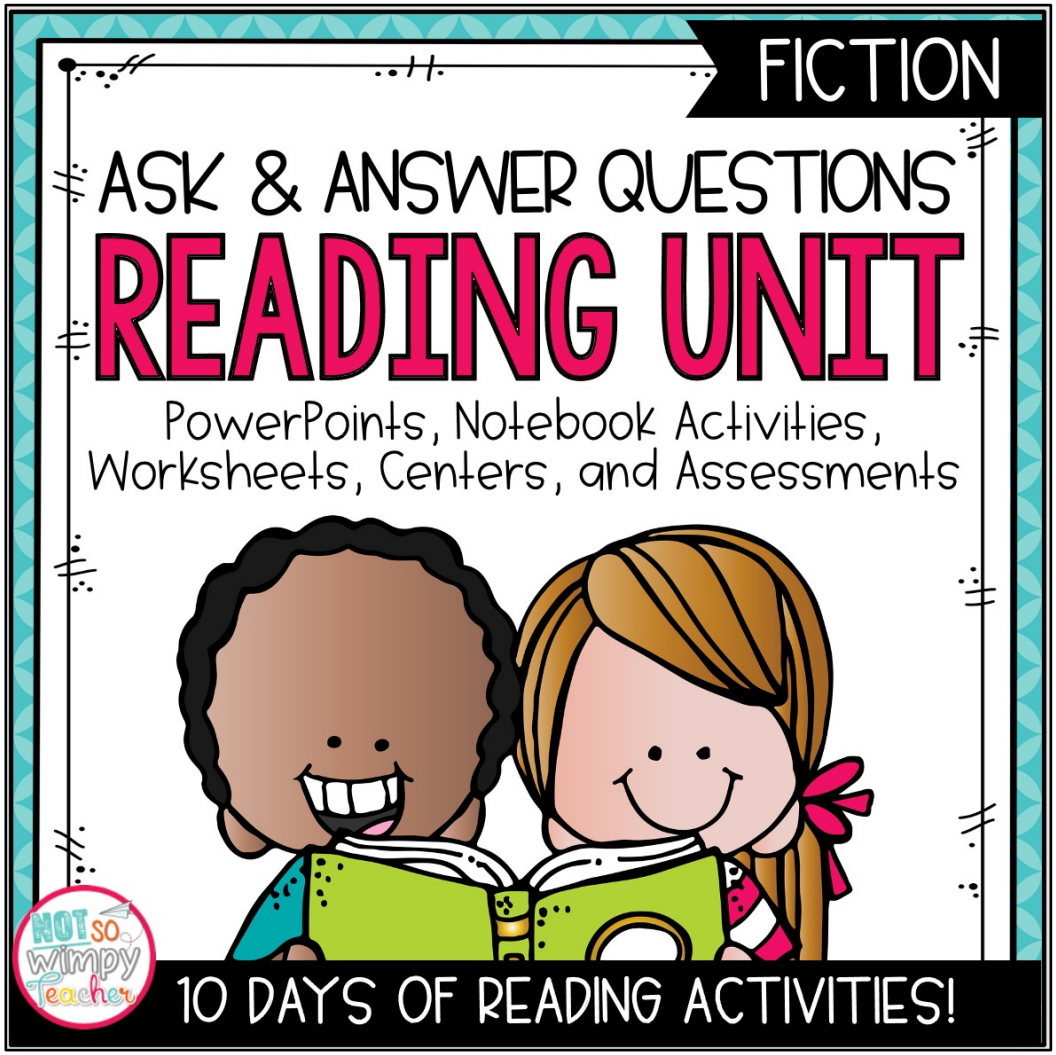

What's Included

THIS RESOURCE INCLUDES:

- ✓ 2 instructional PowerPoints
- ✓ 2 interactive notebook activities
- ✓ 5 reading centers
- ✓ 4 worksheet activities
- ✓ Mid-unit checkpoint assessment
- ✓ End-of-unit assessment
- ✓ Multiple original passages

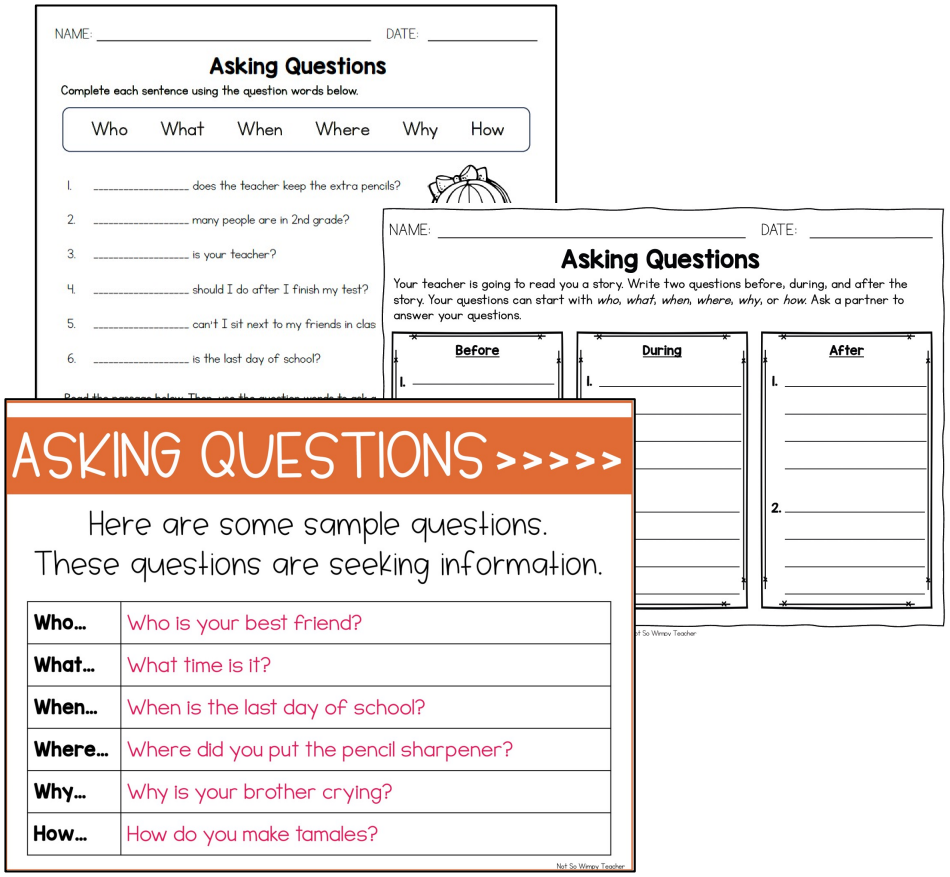

"Love, love, love these activities! They are very well done! The students learn so much!" - Ruth N.

10 Days of Activities

This unit includes two instructional PowerPoints that explicitly teach the reading skill.

Students will practice the skill using interactive notebook activities, worksheets, original passages, reading centers, and other activities.

Directions

This reading unit is intended to be used over a **two-week time frame**, but this can easily be adjusted to meet your needs.

This unit does not correlate with one particular reading curriculum, but it has been designed to supplement any materials or routines that you already have in place!

Here is how I recommend using the materials in this resource. A more detailed explanation of the materials is included on the following pages.

DAY	LESSON MATERIAL	LESSON OBJECTIVE
Day 1	PowerPoint mini lesson	Introduce the skill using the PowerPoint lesson.
Day 2	Interactive notebook activity	Review the skill using an interactive notebook activity.
Day 3	Worksheet	Practice the weekly skill.
Day 4	Worksheet	Practice the weekly skill by applying it to a book/story of your choosing.
Day 5	Reading passage w/questions	Mid-unit checkpoint! You may choose to take a grade on this assignment.
Day 6	PowerPoint mini lesson	Dive deeper into applying the skill using this PowerPoint mini lesson.
Day 7	Interactive notebook activity	Apply the skill using an interactive notebook activity.
Day 8	Worksheet	Practice the weekly skill.
Day 9	Trifold activity sheet	Review the weekly skill using this trifold activity sheet.
Day 10	Assessment	Assess the weekly skill.
Small Group	Reading Centers	Complete independently during small-group time throughout the unit.

PowerPoint Lessons

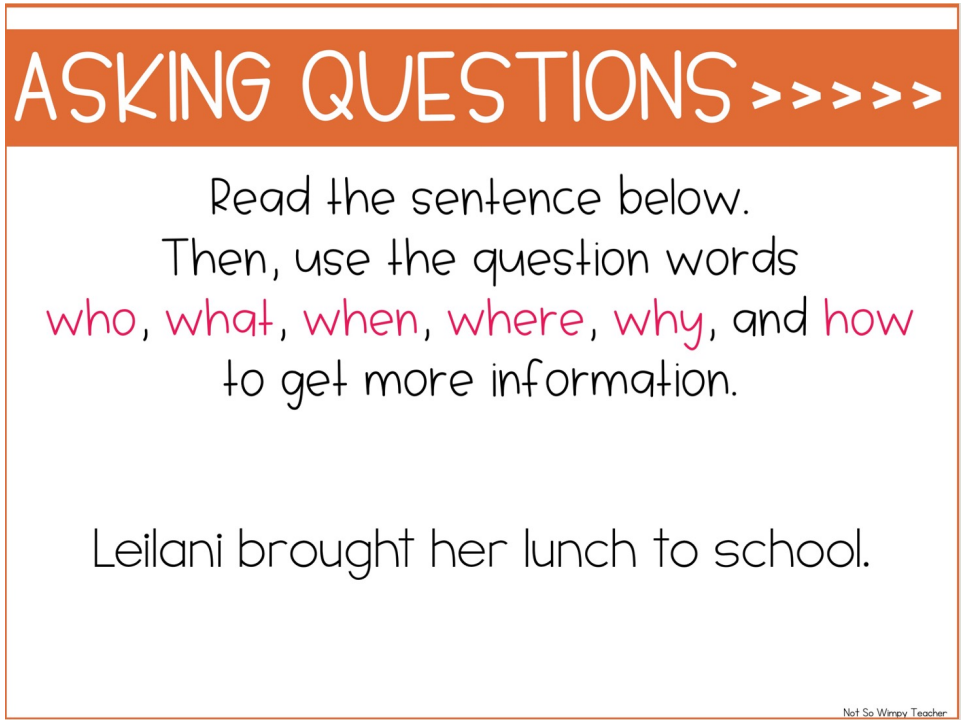



The first PPT lesson introduces the skill. The second PPT lesson reviews the skill and focuses on deeper application.

Interactive Notebooks

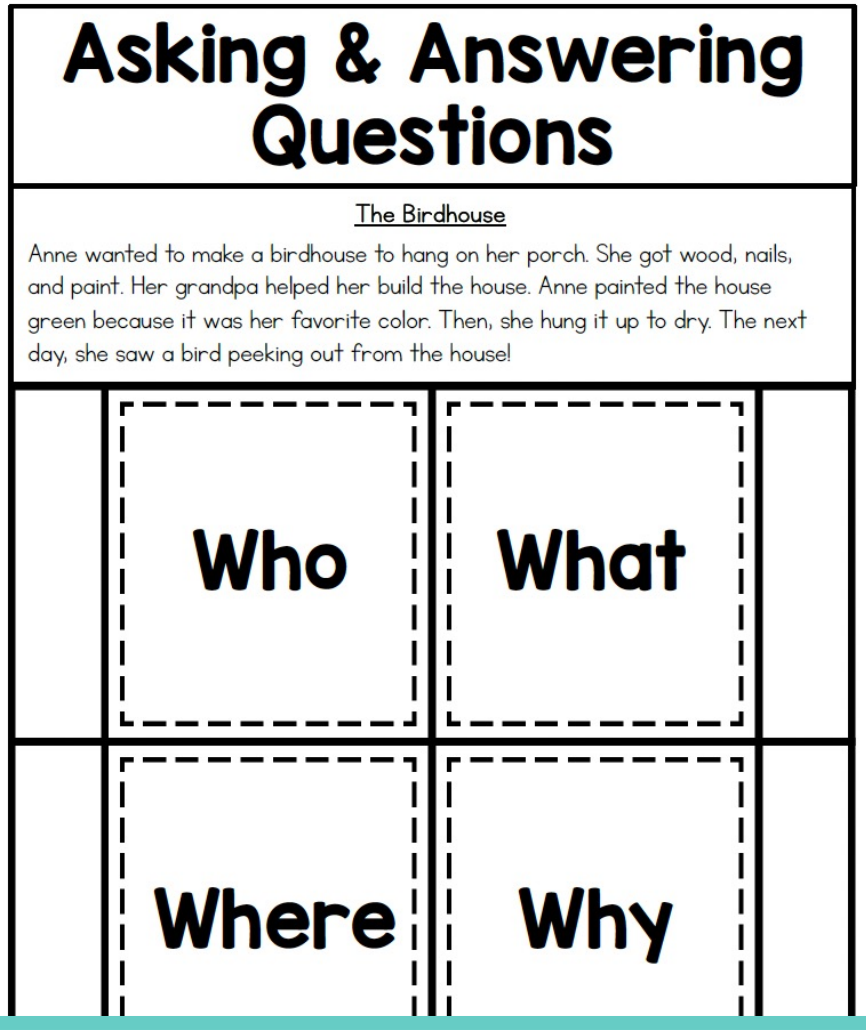

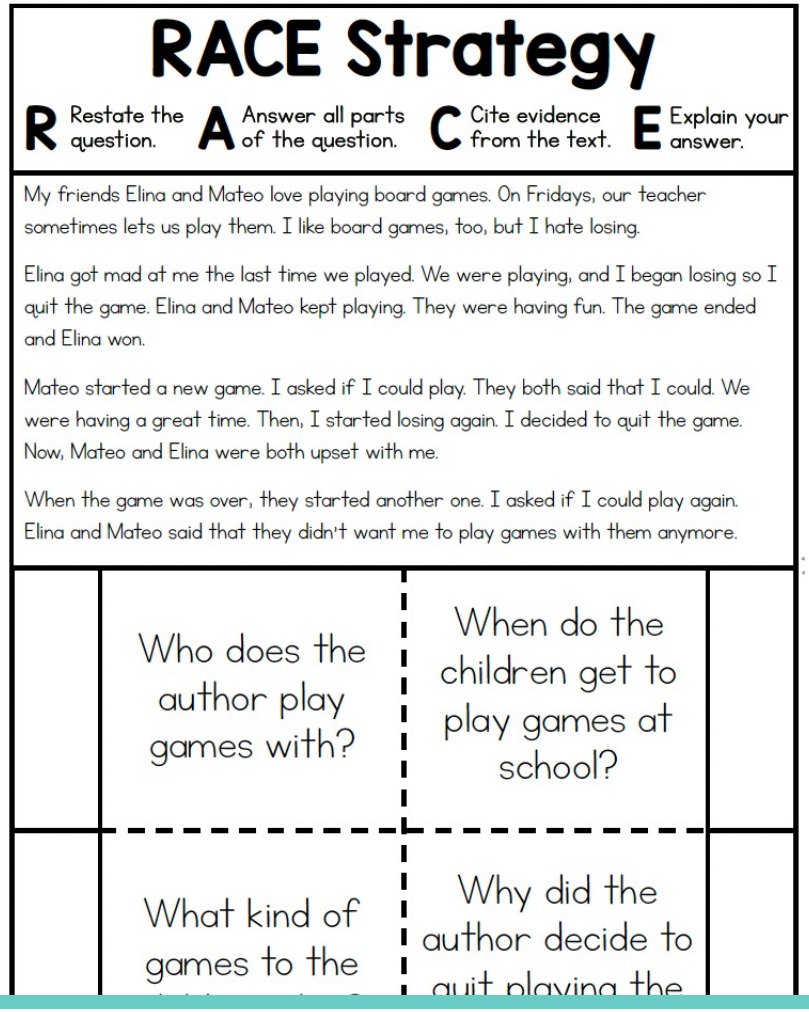

The first interactive notebook activity will review the skill introduced in the first PPT lesson. The second notebook activity asks students to use the skill to demonstrate understanding.

Practice Sheets

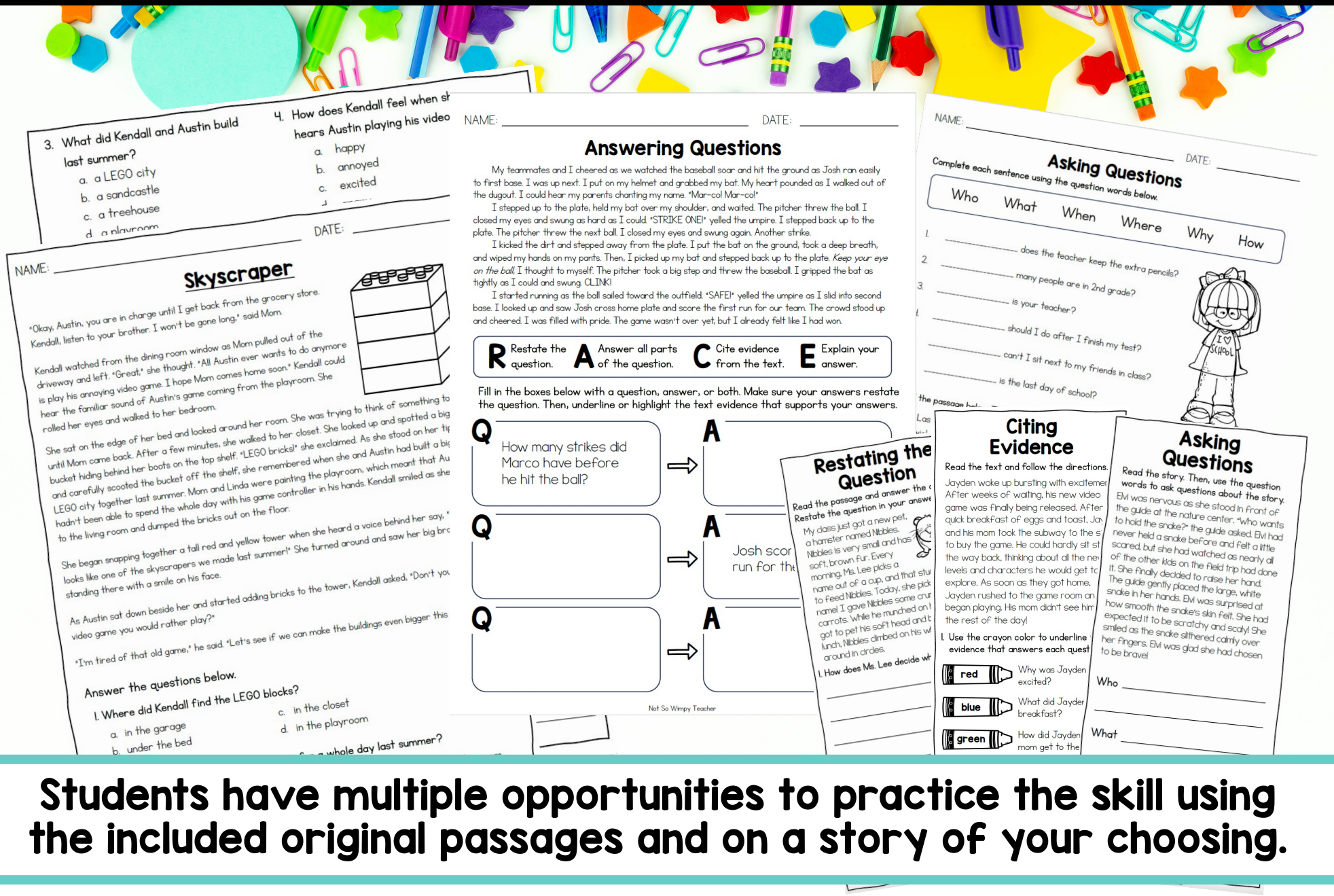

Students have multiple opportunities to practice the skill using the included original passages and on a story of your choosing.

Assessments

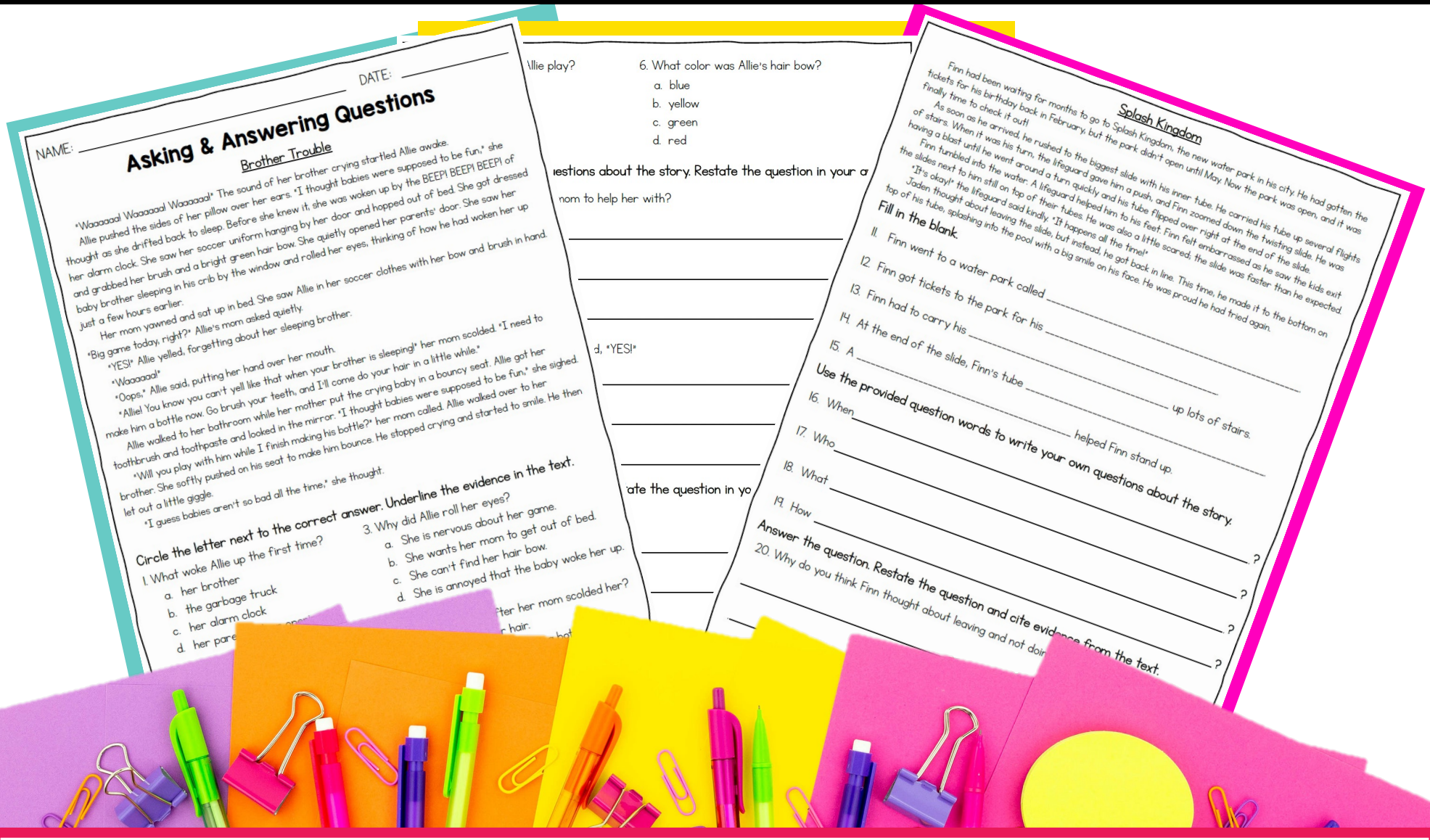

NAME: _____ DATE: _____

Asking & Answering Questions

Brother Trouble

"Waaaaaa! Waaaaaa! Waaaaaa!" The sound of her brother crying startled Allie awake. Allie pushed the sides of her pillow over her ears. "I thought babies were supposed to be fun," she thought as she drifted back to sleep. Before she knew it, she was woken up by the BEEP! BEEP! BEEP! of her alarm clock. She saw her soccer uniform hanging by her door and hopped out of bed. She got dressed and grabbed her brush and a bright green hair bow. She quietly opened her parents' door. She saw her baby brother sleeping in his crib by the window and rolled her eyes, thinking of how he had woken her up just a few hours earlier.

Her mom yawned and sat up in bed. She saw Allie in her soccer clothes with her bow and brush in hand. "Big game today, right?" Allie's mom asked quietly.

"YES!" Allie yelled, forgetting about her sleeping brother.

"Waaaaaa!"

"Oops," Allie said, putting her hand over her mouth.

"Allie! You know you can't yell like that when your brother is sleeping!" her mom scolded. "I need to make him a bottle now. Go brush your teeth, and I'll come do your hair in a little while."

Allie walked to her bathroom while her mother put the crying baby in a bouncy seat. Allie got her toothbrush and toothpaste and looked in the mirror. "I thought babies were supposed to be fun," she sighed.

"Will you play with him while I finish making his bottle?" her mom called. Allie walked over to her brother. She softly pushed on his seat to make him bounce. He stopped crying and started to smile. He then let out a little giggle.

"I guess babies aren't so bad all the time," she thought.

Circle the letter next to the correct answer. Underline the evidence in the text.

1. What woke Allie up the first time?
   a. her brother
   b. the garbage truck
   c. her alarm clock
   d. her pare

3. Why did Allie roll her eyes?
   a. She is nervous about her game.
   b. She wants her mom to get out of bed.
   c. She can't find her hair bow.
   d. She is annoyed that the baby woke her up.

llie play?

6. What color was Allie's hair bow?
   a. blue
   b. yellow
   c. green
   d. red

estions about the story. Restate the question in your a

nom to help her with?

d, "YES!"

ate the question in yo

ter her mom scolded her?

hair.

Splash Kingdom

Finn had been waiting for months to go to Splash Kingdom, the new water park in his city. He had gotten the tickets for his birthday back in February, but the park didn't open until May. Now the park was open, and it was finally time to check it out!

As soon as he arrived, he rushed to the biggest slide with his inner tube. He carried his tube up several flights of stairs. When it was his turn, the lifeguard gave him a push, and Finn zoomed down the twisting slide. He was having a blast until he went around a turn quickly and his tube flipped over right at the end of the slide.

Finn tumbled into the water. A lifeguard helped him to his feet. Finn felt embarrassed as he saw the kids exit the slides next to him still on top of their tubes. He was also a little scared, the slide was faster than he expected.

"It's okay!" the lifeguard said kindly. "It happens all the time!"

Jaden thought about leaving the slide, but instead, he got back in line. This time, he made it to the bottom on top of his tube, splashing into the pool with a big smile on his face. He was proud he had tried again.

Fill in the blank.

11. Finn went to a water park called _____
12. Finn got tickets to the park for his _____
13. Finn had to carry his _____ up lots of stairs.
14. At the end of the slide, Finn's tube _____ helped Finn stand up.
15. A _____

Use the provided question words to write your own questions about the story.

16. When _____ ?
17. Who _____ ?
18. What _____ ?
19. How _____ ?

Answer the question. Restate the question and cite evidence from the text.

20. Why do you think Finn thought about leaving and not doi

Check for student understanding with mid- and end-of-unit assessments.

Reading Centers



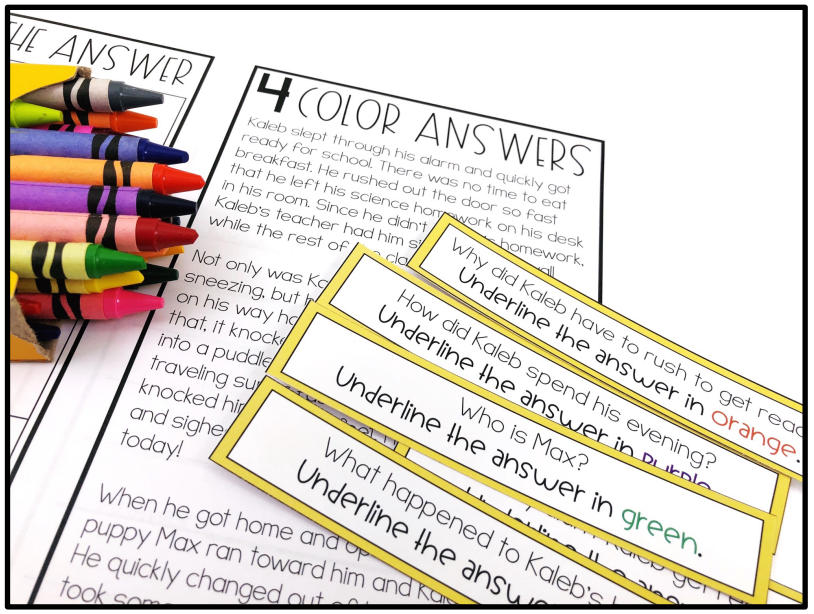

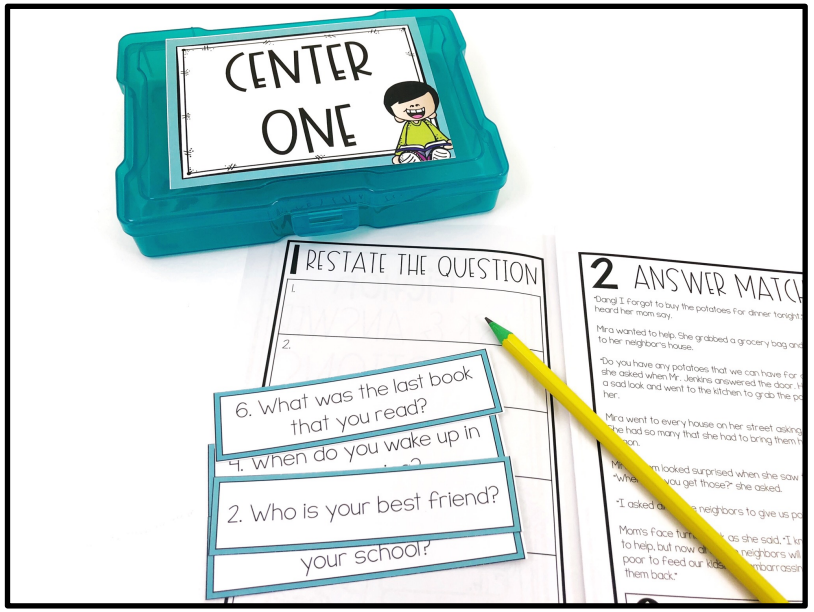

Five reading centers provide an engaging way for students to practice the skill independently.

What teachers are saying...



"Wonderful resource! My students were very engaged throughout and it was no prep for me! A win-win! - Heather K.

I use this resource DAILY. My students love our reading notebooks. I love how everything is organized and how all reading standards are covered. We pair this with our reading centers and task cards and my students are engaged all day. I love that you can pick and choose what to use with it. By far more helpful at explicitly teaching a reading standard than most of the curriculum I have seen, and making it kid-friendly and likable for kids.

- Nichole S.

Teacher favorite!

More than 50 5-star reviews on TPT!



"These were perfect for my small guided reading groups!" - Morgan C.