What's Included

- ✓ 6 instructional PowerPoints
- ✓ Daily lesson plans
- ✓ 27 vocabulary cards
- ✓ 20 task cards
- ✓ Booklet with an activity for each day
- ✓ States of matter science station activities
- ✓ STEM rain hat material activity
- ✓ Optional slime activity
- ✓ Assessment

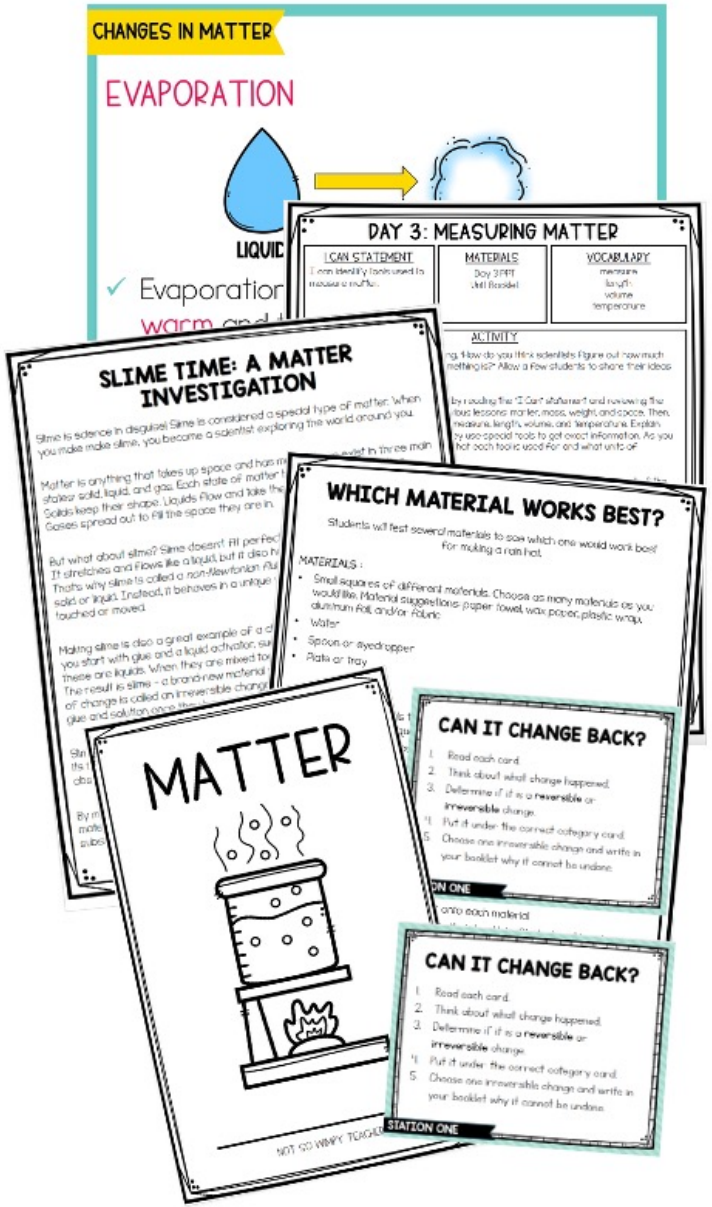

10 Days of Activities

This unit includes six instructional PowerPoints that teach the concept.

Students will practice the skill using guided booklets, hands-on activities, matter stations, and task cards.

Vocabulary cards for student reference.

Optional bonus slime states of matter activity.

Included unit assessment.

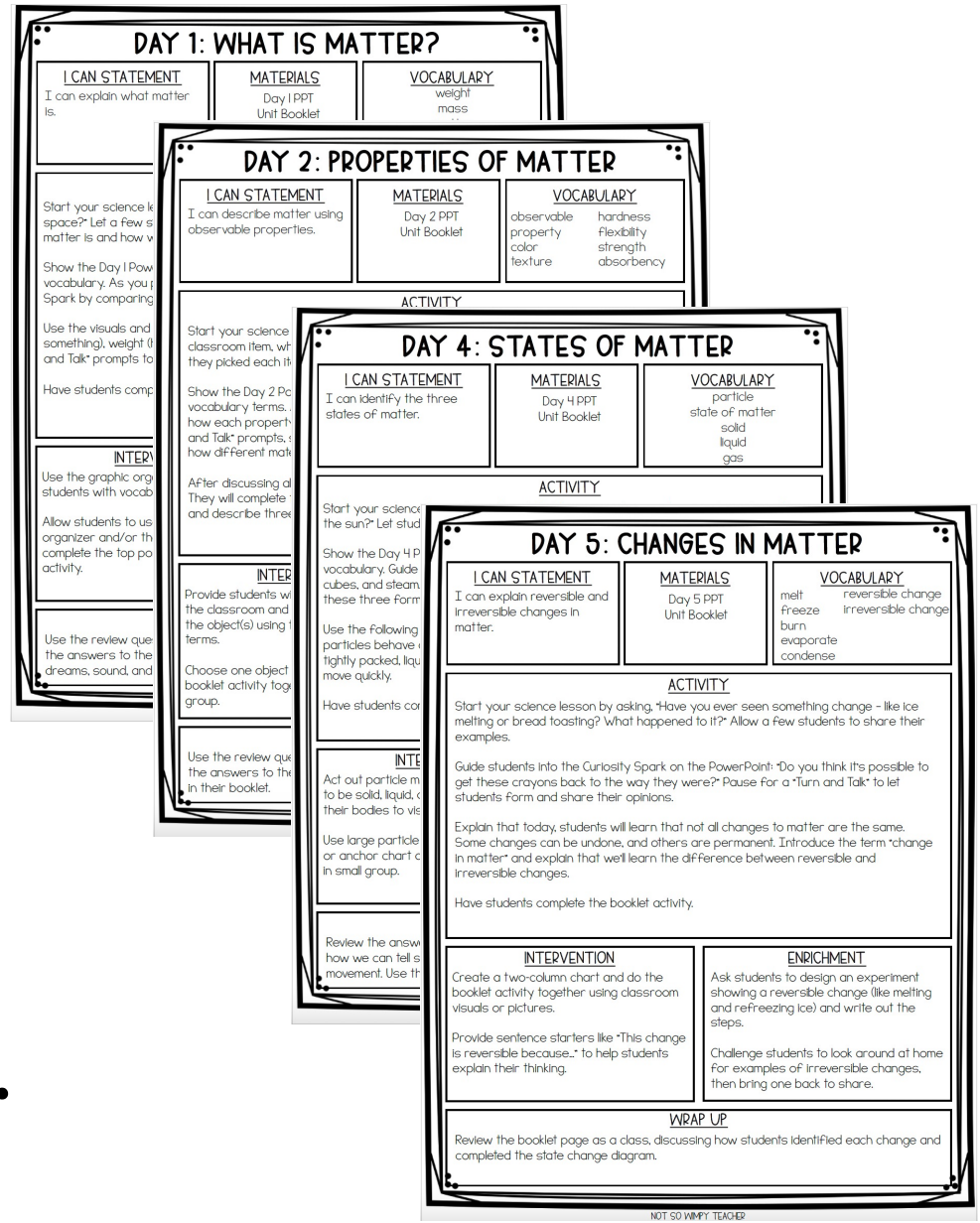

PowerPoint Lessons

STATES OF MATTER

Vocabulary Review:

Mass: the amount of material something has inside it

WHAT IS MATTER?

I CAN...

explain what matter is

PROPERTIES

CURIOSITY SPARK

If you had to build a bridge with only one of these supplies, which would you choose? Why?

Towel Ruler

TALK!

MEASURING MATTER

MEASURING VOLUME

Volume is the amount of space something takes up.

We use a measuring cup or graduated cylinder to measure.

STATES OF MATTER

SOLIDS

have a fixed shape and volume. do not change easily.

an hold them r hand.

ples: pencil,

STATES OF MATTER

SOLIDS

Solids have a fixed shape and volume. They do not change easily.

em

MATTER

1 WHAT IS MATTER?

Directions: Use the word bank to fill in the correct word.

Matter	Mass	Space

1. _____ is how heavy son
2. _____ the amount of m something has inside.
3. _____ is anything that space and has mass.
4. _____ the room som

ictures that show matt

5 CHANGING MATTER

Directions: Determine if each statement is a reversible or irreversible change. Write (R) for reversible or (I) for irreversible.

1. Ice cube melting _____
2. Cake baking _____
3. Chocolate melting _____
4. Toast burning _____
5. Water in a puddle disappearing _____

4 STATES OF MATTER

each state to its definition.

Spreads out and fills all the space around it

Has its own shape

Flows and takes the shape of the container

e correct state of matter shown by the

tate of Matter: _____

7 STEM ACTIVITY

ur hypothesis.

est material for a rain hat will be

ecause _____

ur observations.

Did Water Soak? Y/N	Is it Good for a Water Hat?

Each lesson is designed to be taught in 30 minutes, with all student work completed in their booklets. You can choose to take a daily grade, completion grade, or grade for accuracy.

STEM Activities

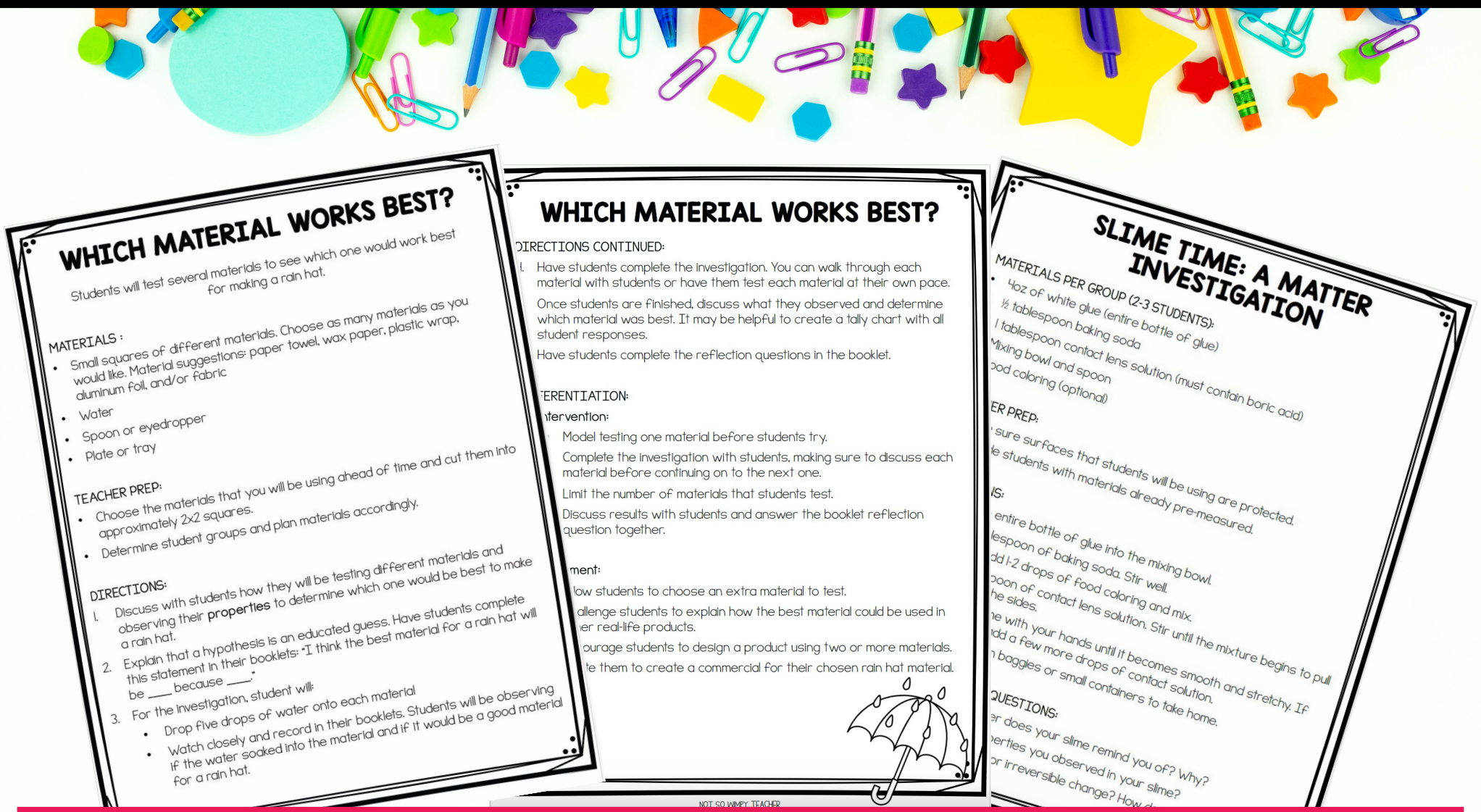

Students practice the skill with hands-on STEM activities about properties of matter and changes in matter.

Assessment

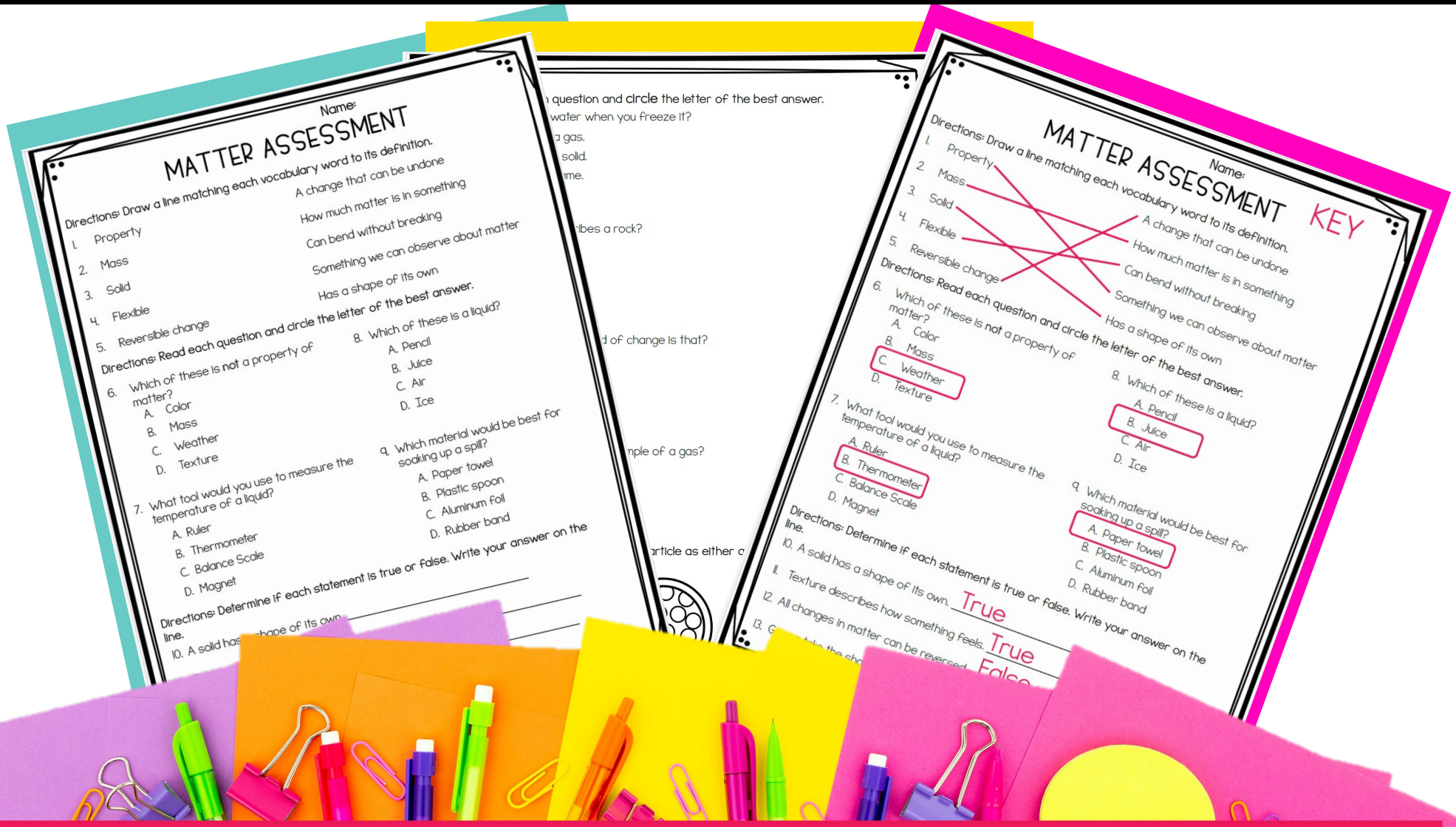

A standards-aligned unit assessment is provided to evaluate students' understanding.