Measurement

15 full days of math lesson plans, PowerPoints, & activities

Not So Wimpy Teacher

Name: _____

Homework

Unit 7 Lesson 3

Directions: Complete each

1.

Kilometers
1 kilometer = 1,0
5
6
7

3.

Meters
1,000 m
20,00

Name: _____

Unit 7 Lesson 9 Problem Set

Directions: Make a line plot that represents each data table.

1.

Mr. Kendrick's Students Heights (in.)	
53	54
53 ¼	54 ¼
54	53
54 ½	53
53 ¼	54 ½
53 ¾	54
54 ¾	53 ½
53 ¼	53 ¾
54	53

Length of Pencils

GALLON

a measurement equal 16 cups, 8



LINE PLOT

displays data using points



LABEL

tells the type of

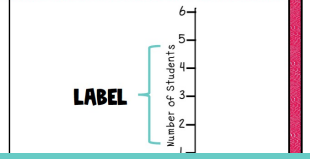

Warm Up

Convert the units.

300 kg = ___

Fact Fluency

BREAK IT!

Break the dividend to divide by friendly numbers

Multi-step Word Problems

STEP 3:

SOLVE

Write an equation and solve.

Judy has 1 and one-fourth yards of ribbon. She used five-sixths of the ribbon for a project. How many inches are left?

1 yard = 3 feet

3 feet = 36 inches

1 ¼ yards = ____ inches

1 ¼ yards = 45 inches

5/6 leftover ribbon

36 inches + ¼ yard =

36 ÷ 4 = 9

45 x 5/6 =

CUP, PINT, QUART

Cup =

8 ounces

Quart =

LINE PLOTS



TITLE

describes wh

the graph is

showing

SYMBO

represents

amount o

data collec

LABEL



UNIT 7: MEASUREMENT at a glance

Day 1 Customary Conversions	Day 2 Customary Conversions	Day 3 Metric Conversions	Day 4 Metric Conversions	Day 5 Conversions
Day 6 Word Problems	Day 7 2-Step Word Problems	Day 8 2-Step Word Problems	Day 9 Line Plots	Day 10 Line Plots
Day 11 Solving Problems with Line Plots	Day 12 Solving Problems with Line Plots	Day 13 Solving Problems with Line Plots	Day 14 Review	Day 15 Assessment

THIS UNIT COVERS THE FOLLOWING COMMON CORE MATH STANDARDS: 5.MD.1 & 5.MD.2

Notes:

Not So Wimpy Teacher

Includes a pacing guide so you can see the whole unit at a glance.

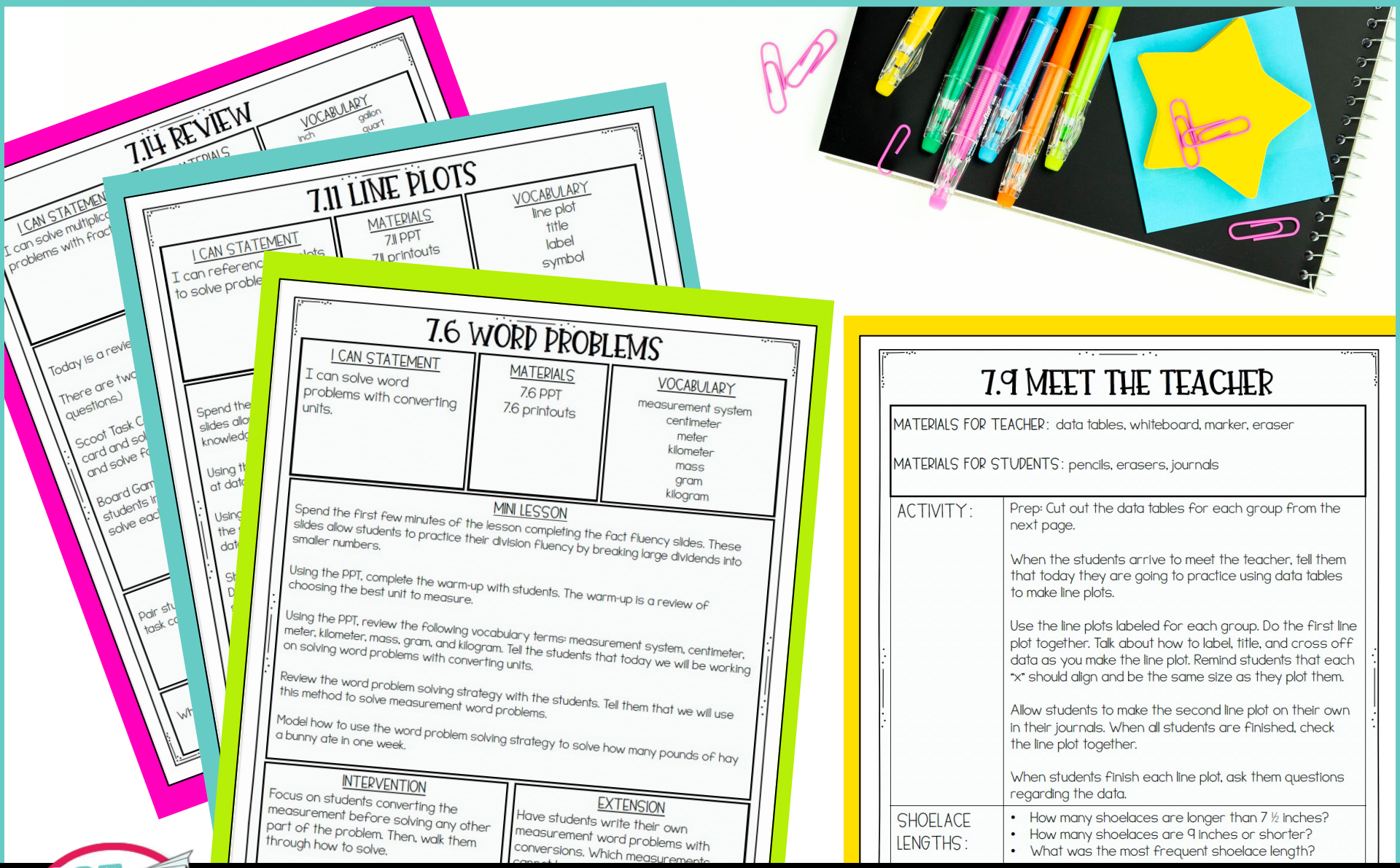

Not So Wimpy Teacher

Engaging whole & small group lessons are done for you, making prep & planning a breeze.

Multi-step Word Problems

STEP 1:

READ

Put down your pencil, and read the problem.

José rode 2 kilometers on his bike. His sister rode two and three-fourths the distance as him. How many more meters did his sister ride than José?

Multi-step Word Problems

STEP 2:

DRAW

Reread the problem, and draw a math model.

José rode 2 kilometers on his bike. His sister rode two and three-fourths the distance as him. How many more meters did his sister ride than José?

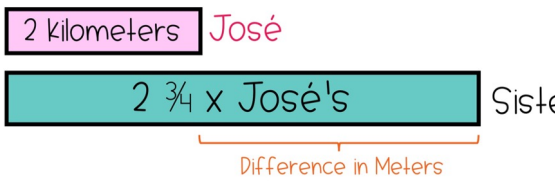

NOT SO WIMPY TEACHER

Multi-step Word Problems

STEP 3:

SOLVE

Write an equation and solve.

José rode 2 kilometers on his bike. His sister rode two and three-fourths the distance as him. How many more meters did his sister ride than José?

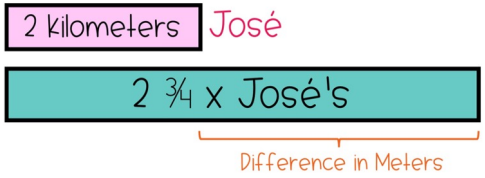

2 kilometers = 2,000 meters

$2{,}000 \times \frac{11}{4} = \frac{22{,}000}{4}$

$\frac{22{,}000}{4} = 5{,}500$

This is the distance his sister

Deliver great lessons with step-by-step PowerPoints for teaching math skills.

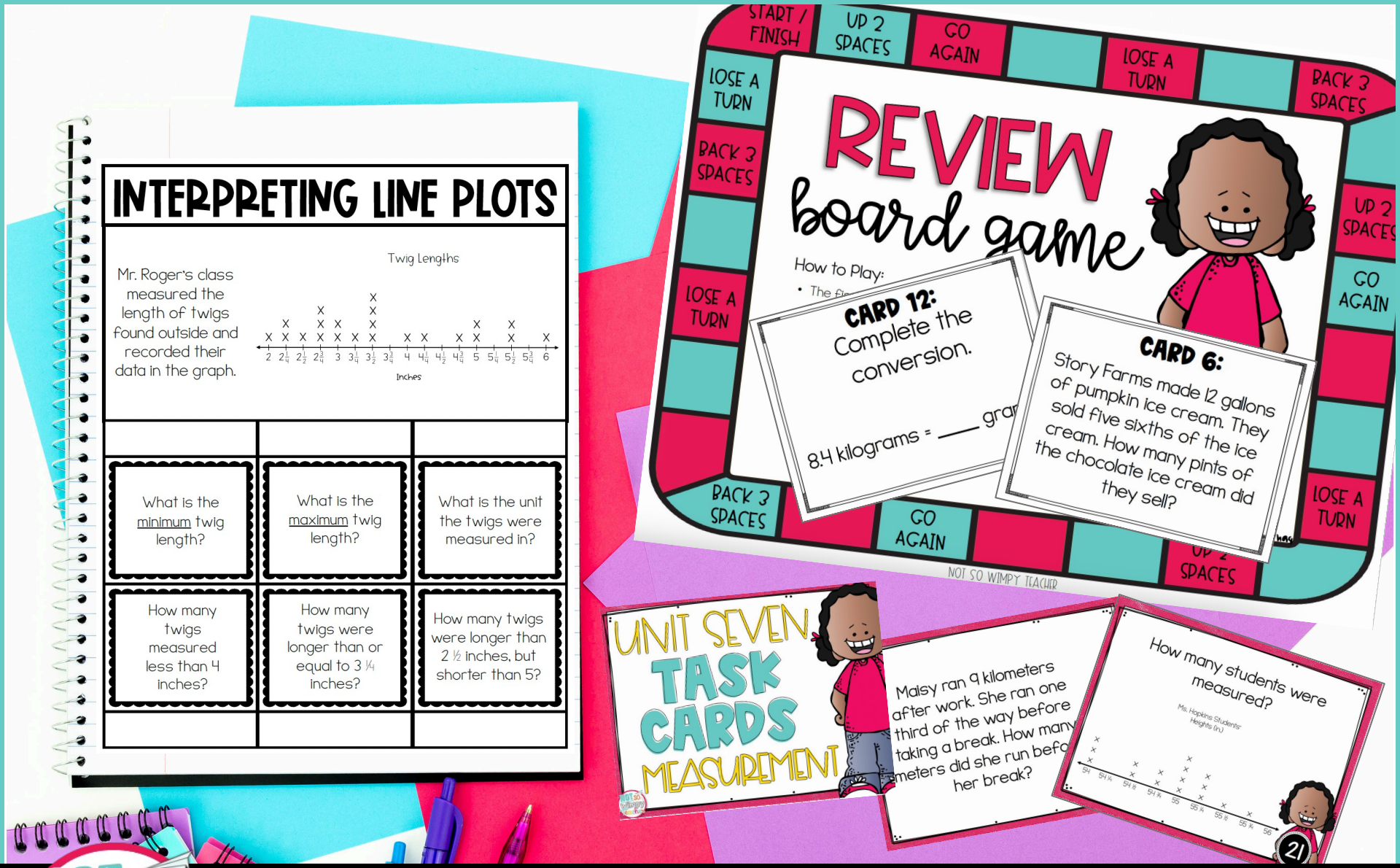

Get students excited with targeted, hands-on math activities & interactive notebooks.

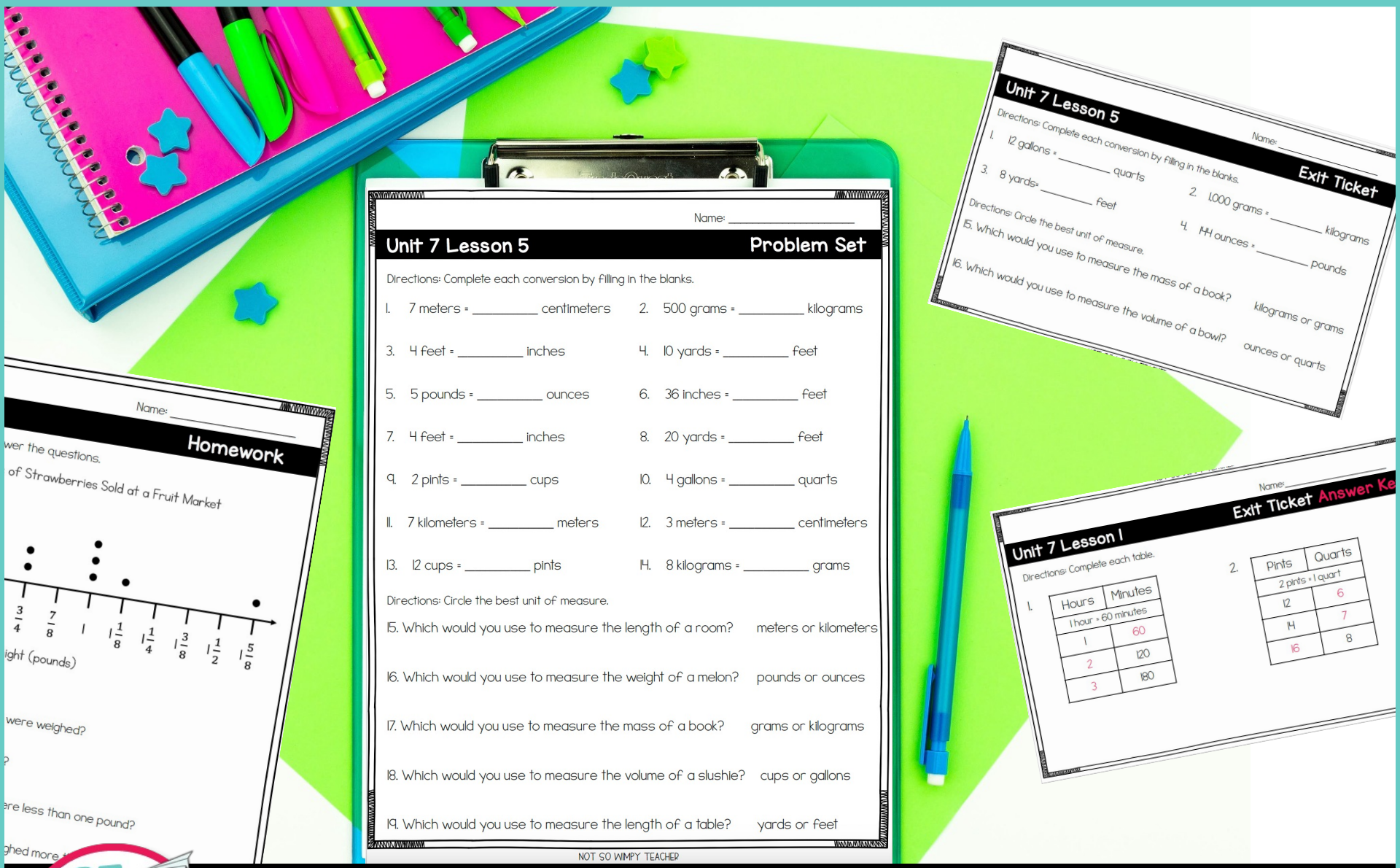

Includes problem sets, homework, and exit tickets for each day.

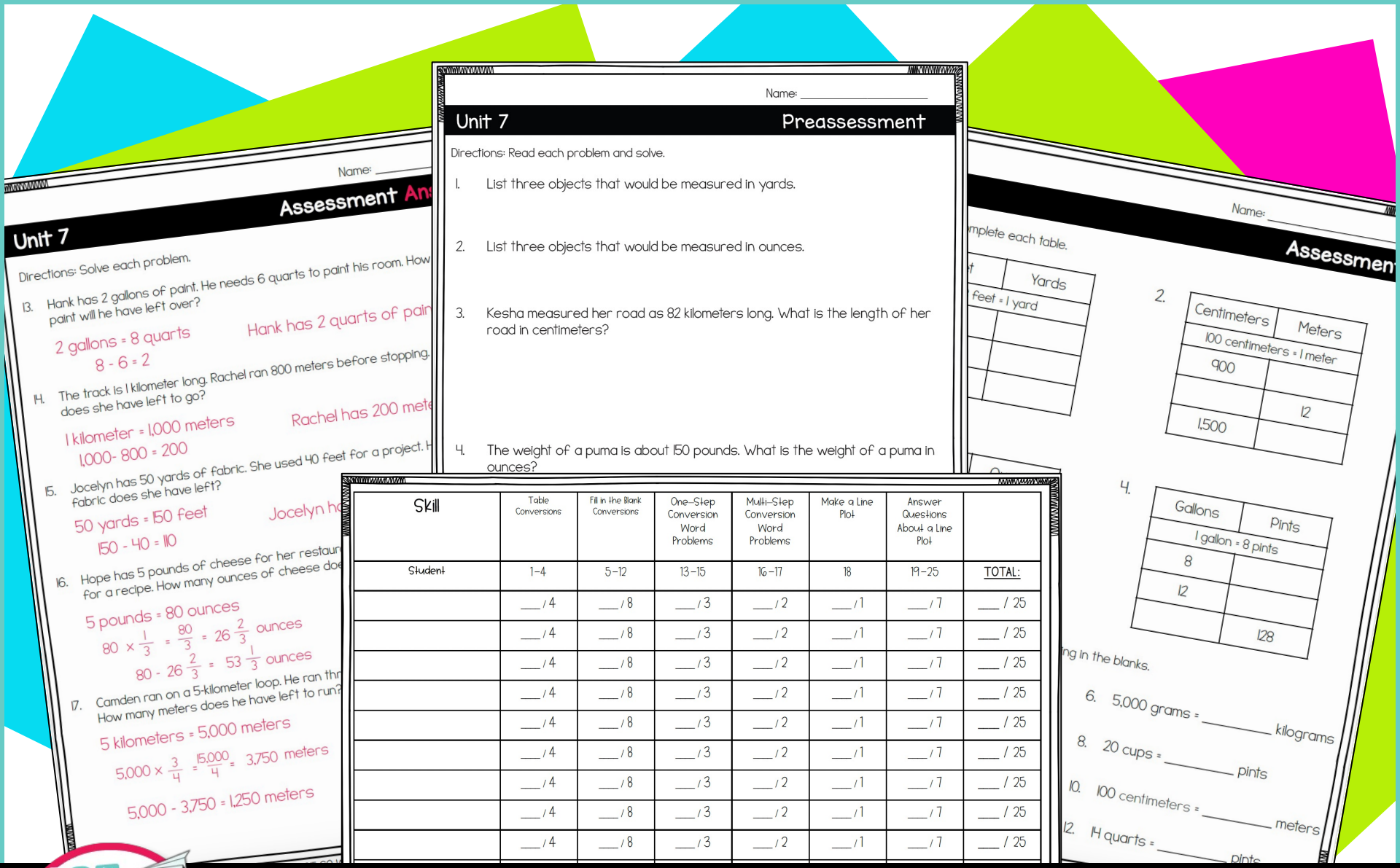

Track student progress with pre- & post-assessments and recording sheet.

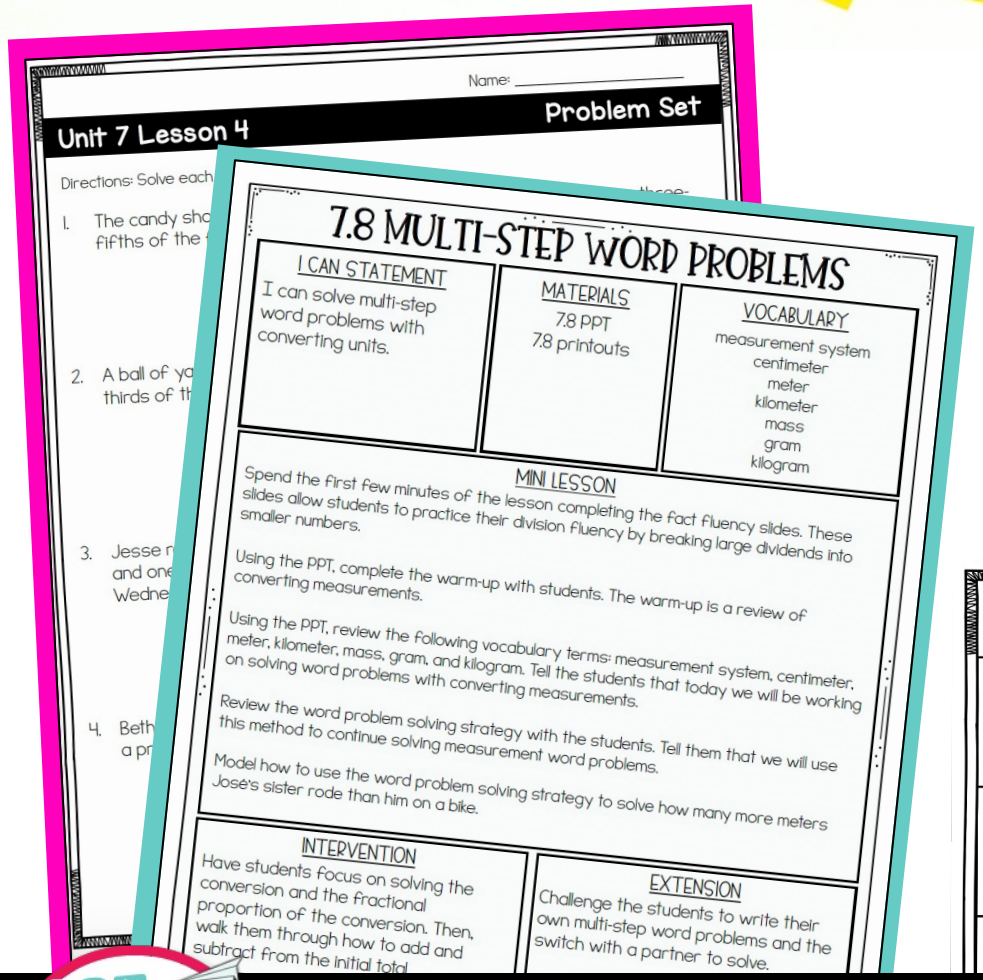

7.8 MULTI-STEP WORD PROBLEMS

I CAN STATEMENT

I can solve multi-step word problems with converting units.

MATERIALS

7.8 PPT
7.8 printouts

VOCABULARY

measurement system
centimeter
meter
kilometer
mass
gram
kilogram

MINI LESSON

Spend the first few minutes of the lesson completing the fact fluency slides. These slides allow students to practice their division fluency by breaking large dividends into smaller numbers.

Using the PPT, complete the warm-up with students. The warm-up is a review of converting measurements.

Using the PPT, review the following vocabulary terms: measurement system, centimeter, meter, kilometer, mass, gram, and kilogram. Tell the students that today we will be working on solving word problems with converting measurements.

Review the word problem solving strategy with the students. Tell them that we will use this method to continue solving measurement word problems.

Model how to use the word problem solving strategy to solve how many more meters José's sister rode than him on a bike.

INTERVENTION

Have students focus on solving the conversion and the fractional proportion of the conversion. Then, walk them through how to add and subtract from the initial total

EXTENSION

Challenge the students to write their own multi-step word problems and the switch with a partner to solve.

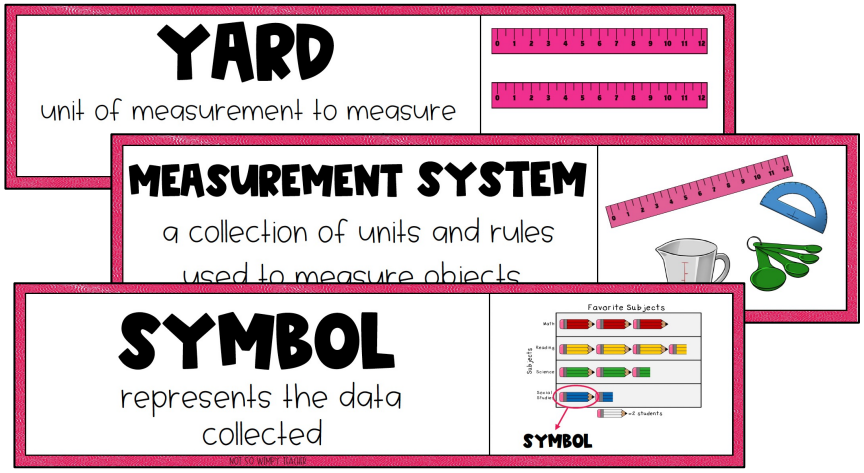

UNIT 7: MEASUREMENT at a glance

Day 1 Customary Conversions	Day 2 Customary Conversions	Day 3 Metric Conversions	Day 4 Metric Conversions	Day 5 Conversio
Day 6 Word Problems	Day 7 2-Step Word Problems	Day 8 2-Step Word Problems	Day 9 Line Plots	Day 10 Line Plots
Day 11	Day 12	Day 13	Day 14	Day 15

NOT SO wimpy Teacher

Teach with confidence; each day is fully planned for you with all the tools you need!