


# PBL ACTIVITY

## THE BIRTHDAY BLUNDER

A BIRTHDAY PARTY –  
THEMED PROJECT-BASED  
LEARNING ACTIVITY



GRADES 2-5

# BIRTHDAY BLUNDER

You're so excited to be headed off to the big birthday bash!  
You're looking forward to seeing the decorations, visiting  
with your friends, picking out a gift for the guest of  
honor, and of course... eating cupcakes!

Unfortunately, the party planner made some  
(well actually... A LOT OF) mistakes, and now  
the party may not happen! Can you help send  
the invitations, figure out the shopping list,  
match up gifts, and plan the food?

The party starts soon and there's no time like the  
**PRESENT**, so go ahead and get started!



NOT SO WIMPY TEACHER

Practice real-world-based problems  
while saving the birthday party!

# MAIL MAYHEM

The invitations were mailed out, but they are covered with errors! We need to email a new invitation before the party starts. Find and correct all of the errors in the invitation. Then answer the questions!

## ITS TIME TO

DONT MISS THE BIGGEST BIRTHDAY

DATE: saturday at 2 30 p.m.

WHERE: The park! Look for signs

DETAILS: We will have game  
snaks. the party will last for  
hours. Please make sure you

There is an awesome splash  
make sure you bring your  
towell We will have suns  
balloons available, to!

let me no if you can mo

# SUPPLY SCRAMBLE

The party planner created a list of supplies for the party, but she scrambled up the letters! Unscramble the words below so she can get the supplies in time for the party! If you need help, the first letter of each word.


1. CEI
2. STAPL
3. IMUC
4. MEGA
5. YAPR
6. MEA
7. CSP

# CATERING CHAOS

It's time to pay the caterer who brought the food, but the prices for each food item are missing! Solve the puzzle to find the price of each item. Then answer the question.

1.  +  = \$14

2.  -  = \$2

3.  +  +  = \$25

4.  +  = \$15

ITEM	PRICE
 Pizza	
 Hot Dog	
 Ice Cream	
 Hamburger	



HOW MUCH WOULD IT COST TO BUY ONE OF EACH FOOD ITEM?

NOT SO WIMPY TEACHER

It's party time! 5 different skill-based activities to review math and grammar skills!


# CATERING CHAOS


It's time to pay the caterer who brought the food, but the prices for each food item are missing! Solve the puzzle to find the price of each item. Then answer the question.

1.  +  = \$11

2.  -  = \$1

3.  +  +  = \$5

4.  +  = \$6

ITEM	PRICE
 Pizza	

# CATERING CHAOS




It's time to pay the caterer who brought the food, but the prices for each food item are missing! Solve the puzzle to find the price of each item. Then answer the question.


1.  x  = \$27

2.  ÷  = \$4

3. ( + ) ÷  = \$4

4.  +  = \$18

ITEM	PRICE
 Pizza	
 Hot Dog	
 Ice Cream	
 Hamburger	

 HOW MUCH WOULD IT COST TO BUY FIVE OF EACH FOOD ITEM?

NOT SO WIMPY TEACHER

Includes a version for both lower grades and upper grades!



# PARTY PUZZLE

You did it! You saved the party! There's only one more thing to do. Complete the puzzle below to find out what it is! The letters in the bold box will spell the answer!

1. What was the most expensive food item?

2. Which party supply could you stick on \_\_\_\_\_?

3. Which party supplies can be inflated?

4. Who spent between \$10 and \$15 on \_\_\_\_\_?

5. Which food item cost \$9?

6. Who spent 4 times as much as Charlie on \_\_\_\_\_?

7. Where did the party take place?

8. Which food item cost twice as much as \_\_\_\_\_?

9. The balloons were blue and \_\_\_\_\_

WHAT SHOULD WE DO NOW?

# PARTY PUZZLE

You did it! You saved the party! There's only one more thing to do. Complete the puzzle below to find out what it is! The letters in the bold box will spell the answer!

1. What was the most expensive food item?

2. Which party supply could you stick on your shirt?

3. Which party supplies can be inflated?

4. Who spent between \$10 and \$15 on a gift?

5. Which food item cost \$9?

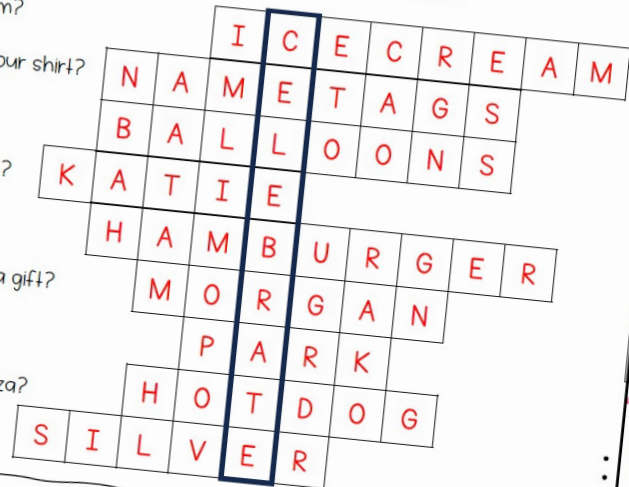
6. Who spent 4 times as much as Charlie on a gift?

7. Where did the party take place?

8. Which food item cost twice as much as pizza?

9. The balloons were blue and \_\_\_\_\_

WHAT SHOULD WE DO NOW?





CELEBRATE

NOT SO WIMPY TEACHER

Answer keys are provided for quick & easy grading.


# PRESENT PANDEMONIUM

Everyone brought a present to the party, but the party planner knocked over the table. Now all the cards and presents are mixed up! Use the clues on the next page to determine who brought each gift. Write their name on the line below their gift.



# PRESENT PANDEMONIUM

Everyone brought a present to the party, but the party planner knocked over the table. Now all the cards and presents are mixed up! Use the clues on the next page to determine who brought each gift. Write their name on the line below their gift.



NOT SO WIMPY TEACHER

Includes a colored version as well as a black & white version.

# FAQS

Q: What is included in this PBL?

A: Included is a colored version, black and white version, as well as an answer key for both the 2<sup>nd</sup>/3<sup>rd</sup> grade version as well as the 4<sup>th</sup>/5<sup>th</sup> grade version.

Q: Are students completing this individually or in groups?

A: That is up to you! PBL activities are great activities to allow for collaboration. However, you can allow students to work on this independently as well.

Q: How long will this PBL take?

A: We estimate around 45 minutes as well as whether or not the

Q: How can I use the colored version?


A: The colored version is great for use at a time. In this case, you can use a dry erase marker on the same copy for multiple groups.


Q: Why are there two versions?

A: Each activity has a version that would be better for grades

# HOW TO USE

There are a variety of ways to use this resource in the classroom:

- Use as a whole group activity to celebrate your birthday, all the summer birthdays, another teacher's birthday, etc.
- Use as a fun way to break up your regular day-to-day activities.
- Place the PBL activities in centers.
- Assign the PBL to students to complete individually.
- Allow students to work together or in a small group to complete the PBL project.
- When using the colored version, print just a few copies and laminate or slide into page protectors. Students can use a dry-erase marker to complete the activities.
- Students can complete the PBL all at once, or they can bring you the answer to the question with the  symbol on each page to "earn" their next activity! (They will need to keep all of the pages in order to complete the final puzzle!)




NOT SO WIMPY TEACHER

Includes directions for easy implementation.

# PRESENT PANDEMONIUM

Everyone brought a present to the party, but the party planner knocked over the table. Now all the cards and presents are mixed up! Use the clues on the next page to determine who brought each gift. Write their name on the line below their gift.



# PRESENT PANDEMONIUM

Everyone bought a present for the birthday party, but someone knocked over the table, and the cards and presents were mixed up! Use the clues to match each name to a gift.

Hint: Some of the clues might not give you enough information by themselves. Start with the clues you are sure of!

- The cost of Katie's gift is an odd number.
- Yi's present cost three times as much as someone else's gift.
- Logan's gift is equal to the total cost of Morgan and Katie's gifts.
- Heidi's gift cost 5 times as much as someone else's gift.
- Charlie's gift was the least expensive.



WHAT IS THE COMBINED TOTAL SPENT ON GIFTS FOR THE PARTY?



NOT SO WIMPY TEACHER

Engaging standards-based activities  
that your students will love!