

DECIMALS


interactive NOTEBOOK

5TH GRADE

This unit includes
27 different
decimal
activities

math





FRACTIONS AS DECIMALS

Write the fraction as a decimal under each flap.

$$\frac{9}{10}$$

$$\frac{67}{100}$$

$$\frac{830}{1,000}$$

$$\frac{5}{10}$$

$$\frac{24}{100}$$

$$\frac{605}{1,000}$$

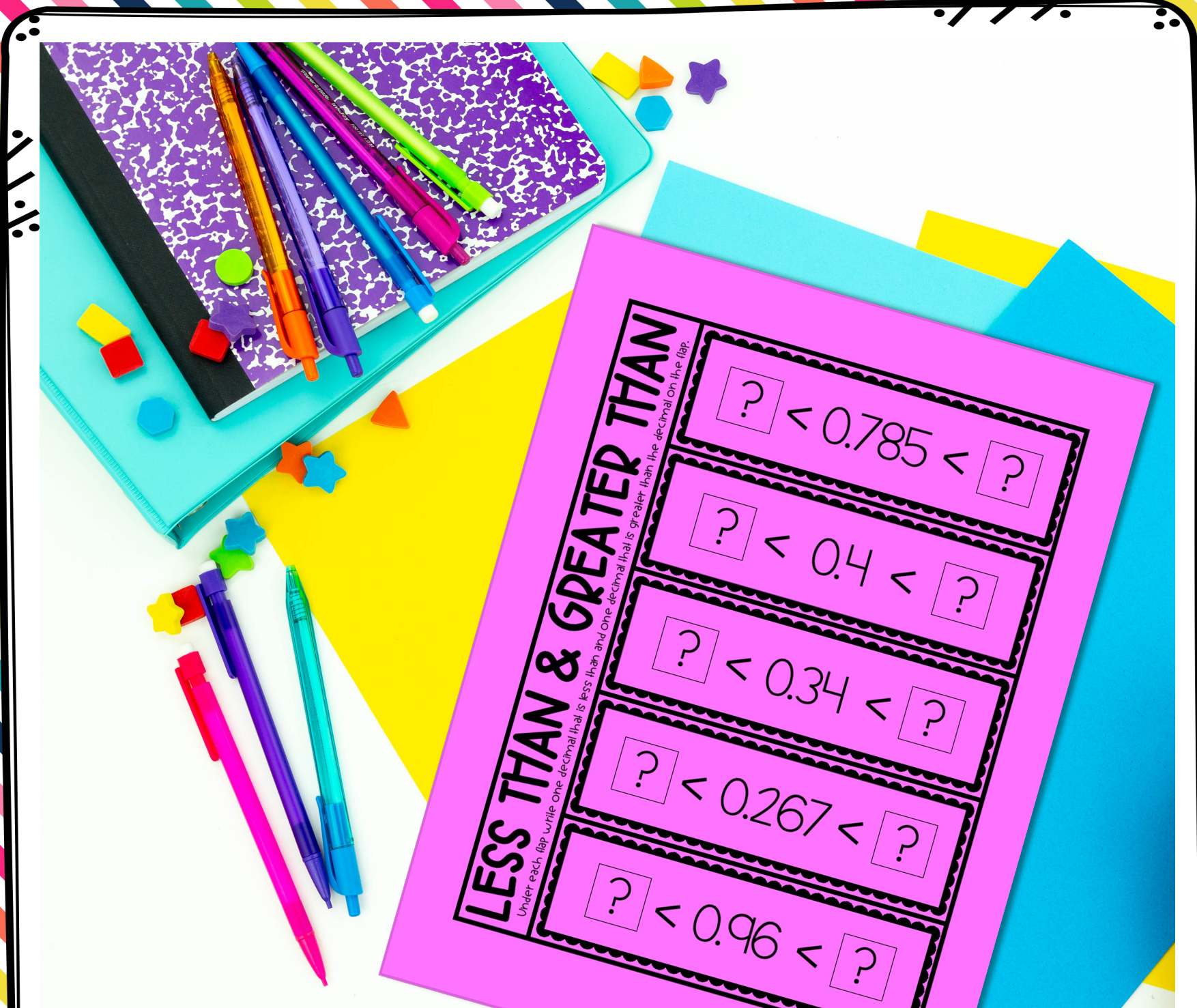
$$\frac{4}{10}$$

$$\frac{85}{100}$$

$$\frac{459}{1,000}$$

NOT swirly
teacher

A great tool for practicing new skills and assessing mastered skills



Super-simple cuts and no unnecessary coloring

ADDING THREE DECIMALS TRIANGLES

- Each student will need one title strip and one page of triangles. Multiple templates are included to allow for differentiation.

- Cut out the rectangular title.

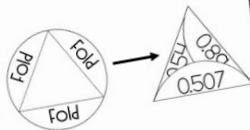
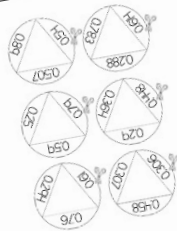
- Then, cut out each of the circles on the page so that there are six individual circles.

- Next, flip each circle over so no text can be seen. Fold the flaps on the dotted lines, so that the flaps close over the top of the triangle with the text visible. The flaps will overlap one another, and each circle will now form a triangle.

- Apply glue to the back of each triangle.

- The triangles should be glued in three rows of two below the title so that the flaps open.

ADDING THREE DECIMALS



DIVIDING BY DECIMAL POWERS OF TEN FLAPS

- Each student will need one page of flaps. Multiple templates are included to allow for differentiation.

- Cut out the rectangular title at the top.

- Cut out the large square with all the flaps.

- Separate the sets of flaps.

- Attach the numbered strip at the bottom.

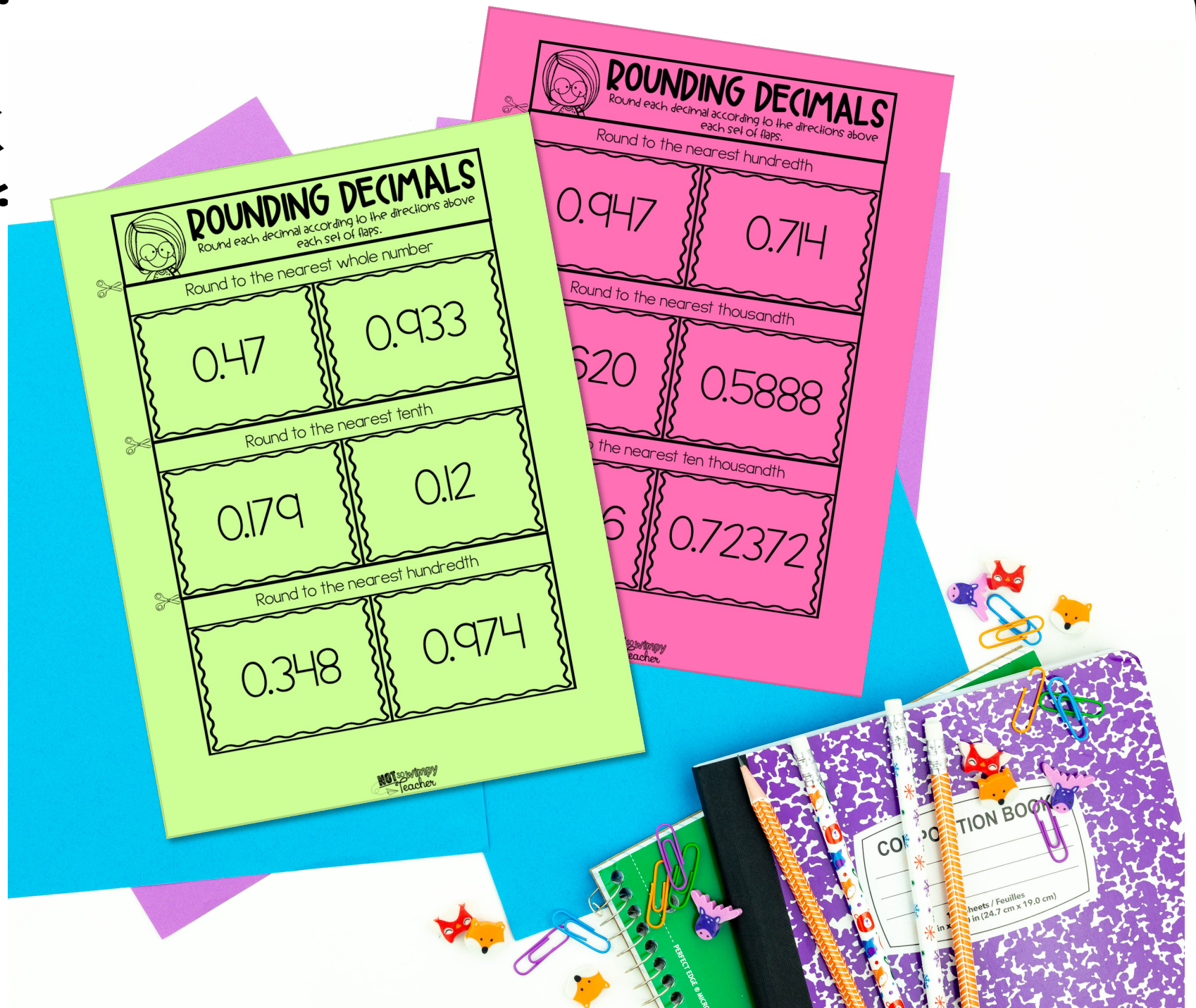
DIVIDING BY DECIMAL POWERS OF TEN

0.38	1.989	567
877	74	0.46
4.072	0.2	65

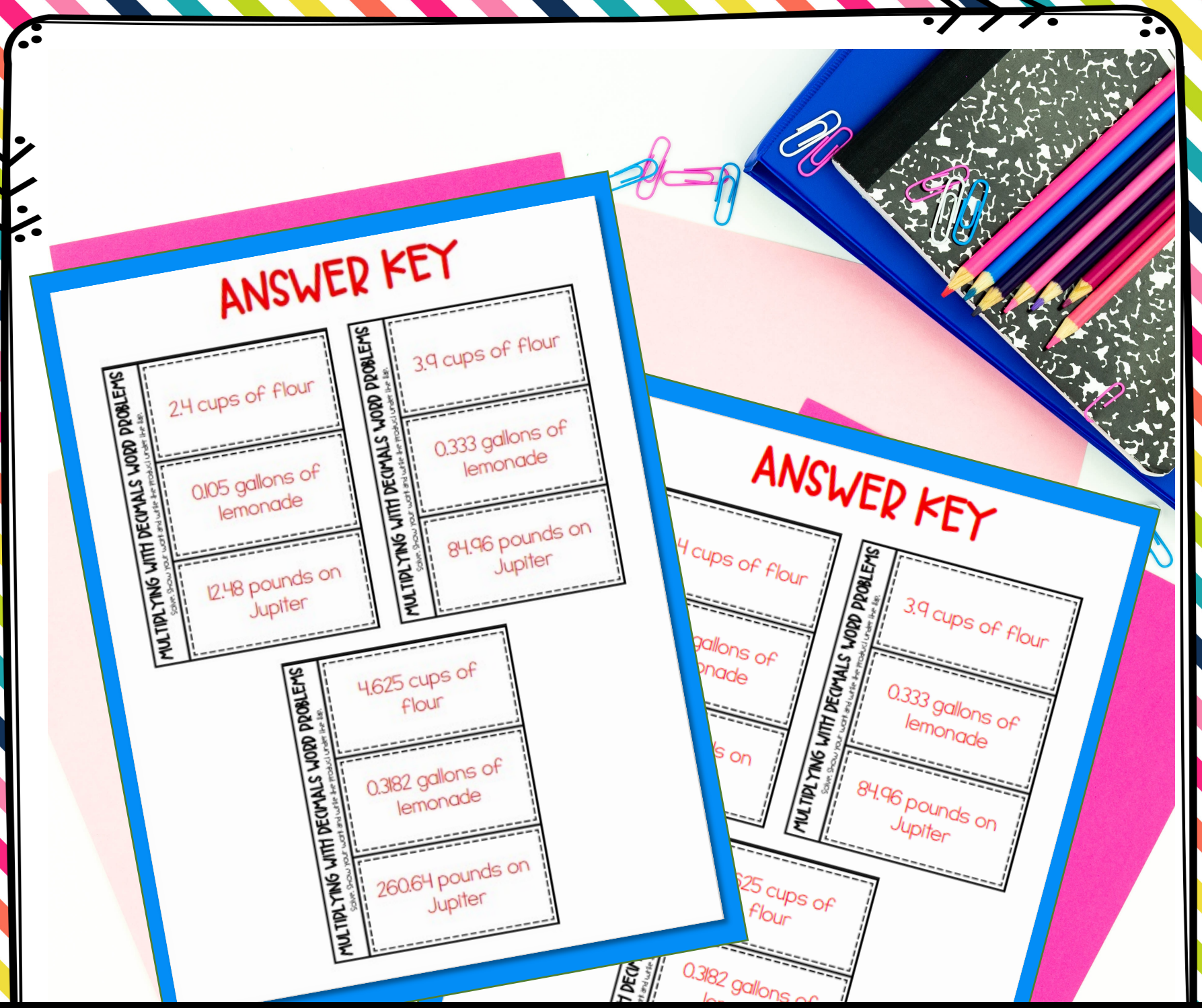
0.38	1.989	567
877	74	0.46
4.072	0.2	65

0.38	1.989	567
877	74	0.46
4.072	0.2	65

Detailed cutting and gluing directions for each activity page



Multiple versions of most activities allow for differentiation.



Activity answer keys included for easy checking.