

# MEASUREMENT

## interactive NOTEBOOK

2ND GRADE

This unit includes  
10 different  
measurement  
activities

math





# TABLE OF CONTENTS

Measurement Vocabulary Flaps .....	4
Units of Measurement Puzzles .....	8
Measurement Tool Sort Flaps .....	12
Measuring Length Flaps .....	16
Draw a Line Flaps .....	22
Measuring Objects Flaps .....	27
More Than or Less Than Flaps .....	31
Word Problem Flaps .....	35
Roll It and Draw Flaps .....	39
Measuring Shapes Pocket .....	41



Table of Contents with each activity listed for quick reference.

## MORE THAN OR LESS THAN

Complete the following activities to explore what objects have a length of more than, less than, or about a foot.



Under each flap, tell whether the object's length would be more than or less than 1 foot.



Under each flap, list an object that matches the description on the flap.

Something that has a length of **LESS THAN** one foot.

Something that has a length of **ABOUT** one foot.

Something that has a length of **MORE THAN** one foot.

A great tool for practicing new skills and assessing mastered skills.

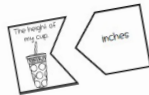


Super-simple cuts and no unnecessary coloring.

## UNITS OF MEASUREMENT PUZZLES

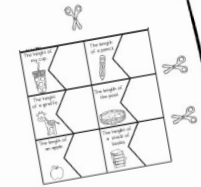
- Each student will need one page of puzzle pieces. One page of metric and one page of standard units are included.

- Begin by writing a vocabulary word on each of the blank puzzle pieces based on the definition stated to the left.

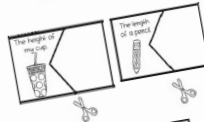


- Cut out the rectangular title at the top of the page.

- Cut out the large rectangle with all the puzzle pieces inside, then cut horizontally and vertically between the puzzle pieces to get 8 pairs of pieces.



- Then, carefully cut each pair of puzzle pieces apart to get 12 individual pieces.



- Mix up the puzzle pieces, then match the pieces in pairs.



- Glue the matching pieces to the notebook page underneath the title.


## MEASUREMENT TOOL SORT FLAPS

Each student will need one page of flaps and a half page of measurement tool pictures.

Glue the rectangle containing the three pictures horizontally between the flaps.



Glue the rectangle containing the three pictures vertically between the flaps.



Write the name of the thick measurement tool card.

Write the name of the thick measurement tool card.



Detailed cutting and gluing directions for each activity page.



Multiple versions of most activities allow for differentiation.

### ANSWER KEY

**UNITS OF METRIC MEASUREMENT PUZZLES**  
Write the correct unit of measurement on the blank piece to the right. Then, cut out the pieces and mix them up. Match the pieces and glue the matched pieces into your notebook.

**WORD BANK:** centimeters, meters

The height of my cup.	centimeters	The length of a pencil.	centimeters
The height of a giraffe.	meters	The length of the pool.	meters
The length of an apple.	centimeters	The height of a stack of books.	centimeters

**UNITS OF STANDARD MEASUREMENT PUZZLES**  
Write the correct unit of measurement on the blank piece to the right. Then, cut out the pieces and mix them up. Match the pieces and glue the matched pieces into your notebook.

**WORD BANK:** feet, inches

The height of my cup.	inches	The length of a pencil.	inches
The height of a giraffe.	feet	The length of the pool.	feet
The length of an apple.	inches	The height of a stack of books.	inches

### ANSWER KEY

SAMPLE ANSWERS - STUDENT EXAMPLES WILL VARY

**MORE THAN OR LESS THAN**  
Explore what objects are more than, or about a foot.

Is the object's length more than or less than 1 foot?

more than

---

**MORE THAN OR LESS THAN**  
Complete the coloring activities to explore what objects have a length of more than, less than, or about a meter.

Under each flap, tell whether the object's length would be more than or less than 1 meter.

less than      less than      more than

---

Under each flap, list an object that matches the description on the flap.

pencil, phone, juice      guitar, back of a chair

Activity answer keys included for easy checking.