

FRACTIONS

interactive NOTEBOOK

3RD GRADE

This unit includes
19 different
fractions
activities

math



TABLE OF CONTENTS

Fraction Vocabulary Puzzles	4
Fraction Vocabulary Flaps	7
Numerator & Denominator Venn Diagram Flaps	11
Fractions of a Set Flaps	14
Fraction of a Circle Flaps	18
Fractions of a Shape Flaps	21
Roll-It Flaps	24
Fraction Number Lines Flaps	27
Fraction Tiles	31
Roll a Fraction	34
Comparing Fractions Strategies	37
Ordering Fractions Flaps	40
Less Than or Greater Than Flaps	44
Comparing Numbers Word Problem Flaps	48
Equivalent Fractions Flaps	51
Rolling Equivalent Fractions	54
Fraction of a Whole Number Flaps	57
Making Mixed Numbers Flaps	60
Making Improper Fractions Flaps	63

Table of Contents with each activity listed for quick reference.

FRACTION VOCABULARY PUZZLES



Write the word that goes to each definition on the blank piece to the right. Then, cut out the pieces and mix them up. Match the pieces and glue the matched pieces into your notebook.

Part of a whole number.	A fraction with a numerator that is greater than its denominator.
Number in a fraction that shows how many parts are taken.	A number that has a whole number and a proper fraction.
The number of parts that the whole is divided into.	A fraction that has a numerator of 1.
Fractions that are equal in value.	A piece or only some of something.

© 2015
Mrs. **NOT** so **stumpy**
Teacher

A great tool for practicing new skills and assessing mastered skills.

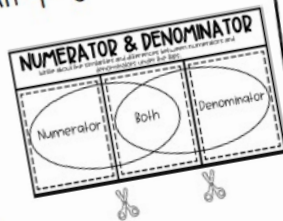


Super-simple cuts and no unnecessary coloring.

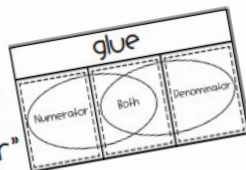
NUMERATOR & DENOMINATOR VENN DIAGRAM FLAPS

- Each student will need one half page of flaps.


- Cut out the large rectangle containing the 3 flaps.



- Carefully cut between each flap, being sure to stop before the title strip on the top.



- Apply glue to the underside of the "Numerator & Denominator" title strip.



- The "Numerator & Denominator" title strip should be glued on the notebook page so that each of the 3 flaps open upward.

FRACTION OF A CIRCLE FLAPS

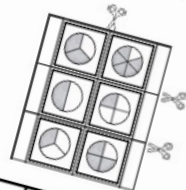
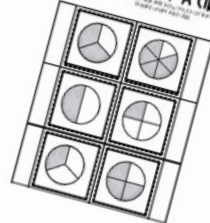
- Each student will need one page of flaps.

- Cut out the large rectangular title at the top

- Cut out the large rectangle with

- Cut down the middle to get six

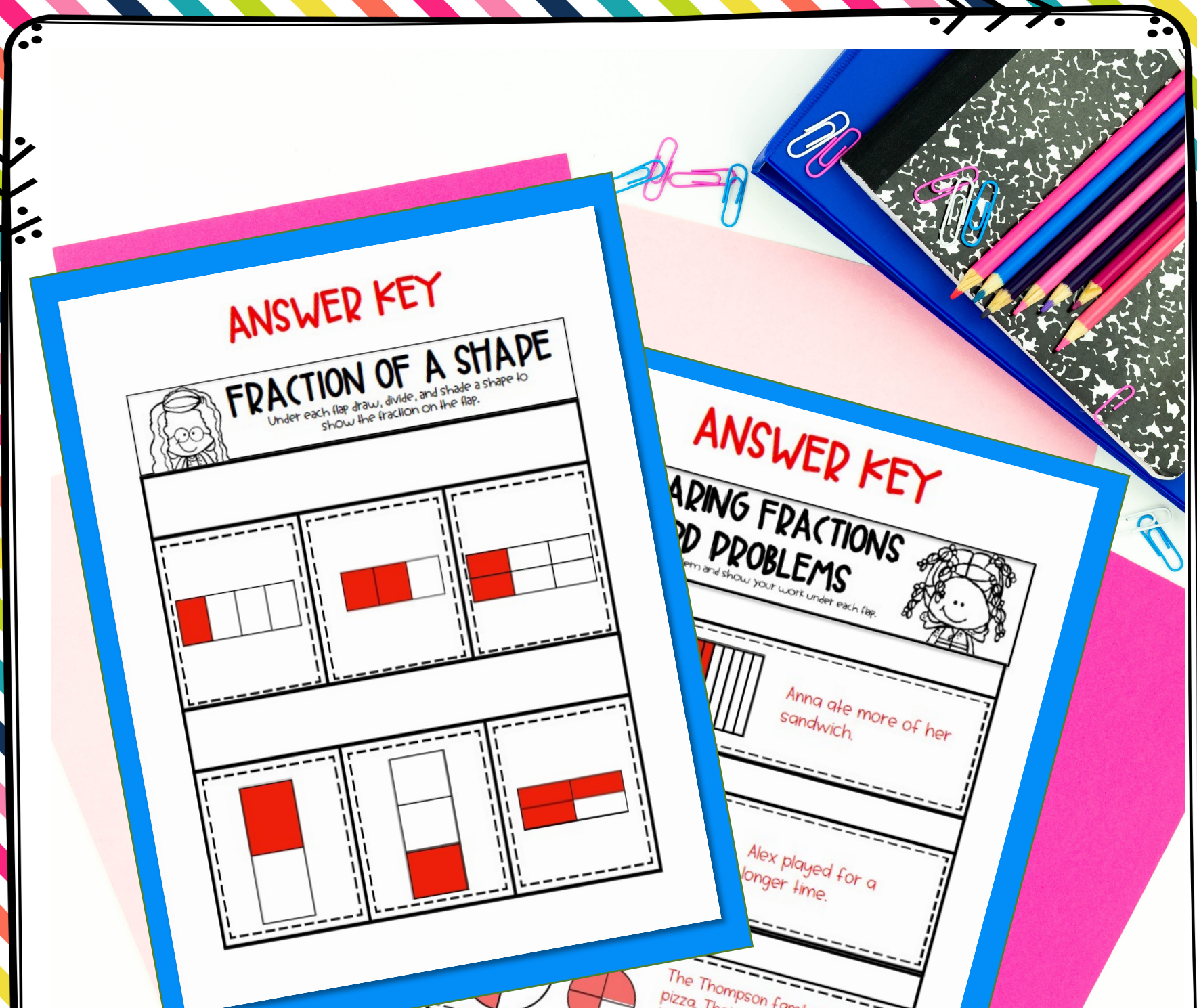
FRACTION OF A CIRCLE



Detailed cutting and gluing directions for each activity page.



Multiple versions of most activities allow for differentiation.



Activity answer keys included for easy checking.