

# FRACTIONS PART 2

Multiplying & Dividing with Fractions

## interactive NOTEBOOK

5TH GRADE

This unit includes  
20 different  
fraction  
activities

math



# TABLE OF CONTENTS

Fraction Vocabulary Puzzles .....	4
Fraction Tiles Chart .....	8
Fraction Multiplication & Division Generalizations Chart ...	10
Multiplying Fractions & Whole Numbers Flaps .....	12
Fraction of a Whole Number Flaps .....	17
Multiplying Fractions & Whole Numbers Word Problems..	22
Models for Multiplying Fractions Flaps .....	27
Drawing Models for Multiplying Fractions Flaps .....	31
Multiplying Fractions .....	34
Multiplying Fractions Word Problem Flaps .....	39
Multiplying Fractions & Mixed Numbers Flaps .....	44
Multiplying Fractions & Mixed Numbers Word Problems ..	49
Multiplication as Scaling Sort .....	54
Multiplication as Scaling Comparison Flaps .....	60
Types of Fraction Division Sort .....	65
Models for Dividing with Fractions Sort .....	68
Dividing a Whole Number by a Unit Fraction Flaps .....	72
Dividing a Unit Fraction by a Whole Number Flaps .....	77
Dividing with Fractions Word Problems Flaps .....	82
Roll a Fraction Equation .....	87

Table of Contents with each activity listed for quick reference.



## TYPES OF FRACTION DIVISION

Sort the story problems and equations under the proper type of fraction division.

### Division as sharing

A fractional amount is shared equally with a whole number amount.

### Division as grouping

A whole number amount is grouped into equal fractional amounts.

Sandy has  $\frac{1}{2}$  of a pan of brownies. She splits the brownies equally among her 3 friends. How much of the pan of brownies does each friend get?

$$\frac{1}{2} \div 3 = \frac{1}{6} \text{ of the pan}$$

Charles has 10 cups of soup. His containers hold  $\frac{1}{2}$  cup of soup. How many containers does he need for the soup?

$$10 \div \frac{1}{2} = 20 \text{ containers}$$

The sloth is trying to reach its food source which is 2 miles away. It can move  $\frac{1}{3}$  of a mile each day. How many days will it take the sloth to reach its food source?

$$2 \div \frac{1}{3} = 6 \text{ days}$$

Theo has 12 yards of string. He uses  $\frac{1}{6}$  of a yard of string to make a bracelet. How many bracelets can he make?

$$12 \div \frac{1}{6} = 72 \text{ bracelets}$$

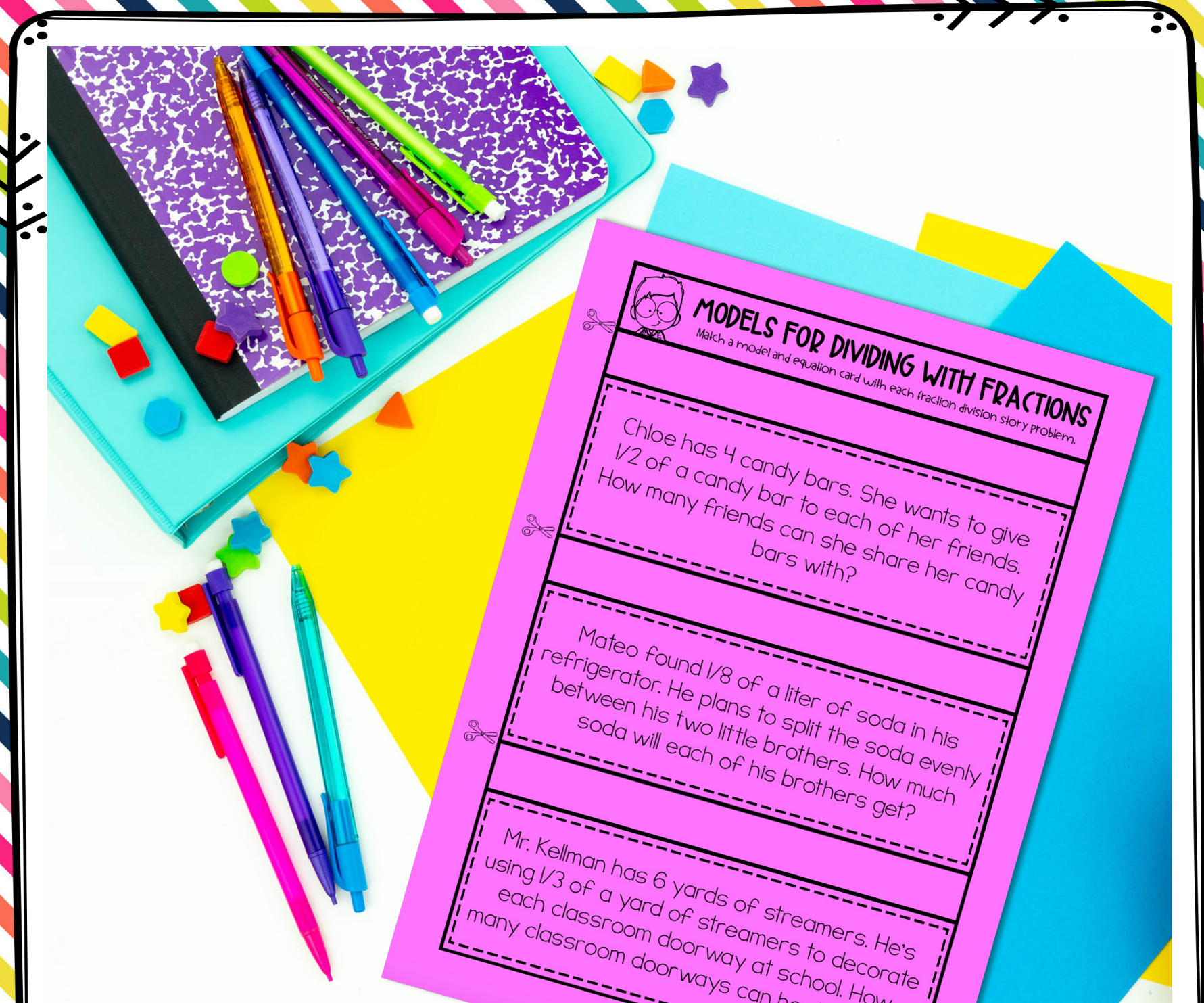
There is  $\frac{1}{10}$  of a bag of dog food left. Janelle divides the food equally among her 4 dogs. How much food does each dog get?

$$\frac{1}{10} \div 4 = \frac{1}{40} \text{ of the food}$$

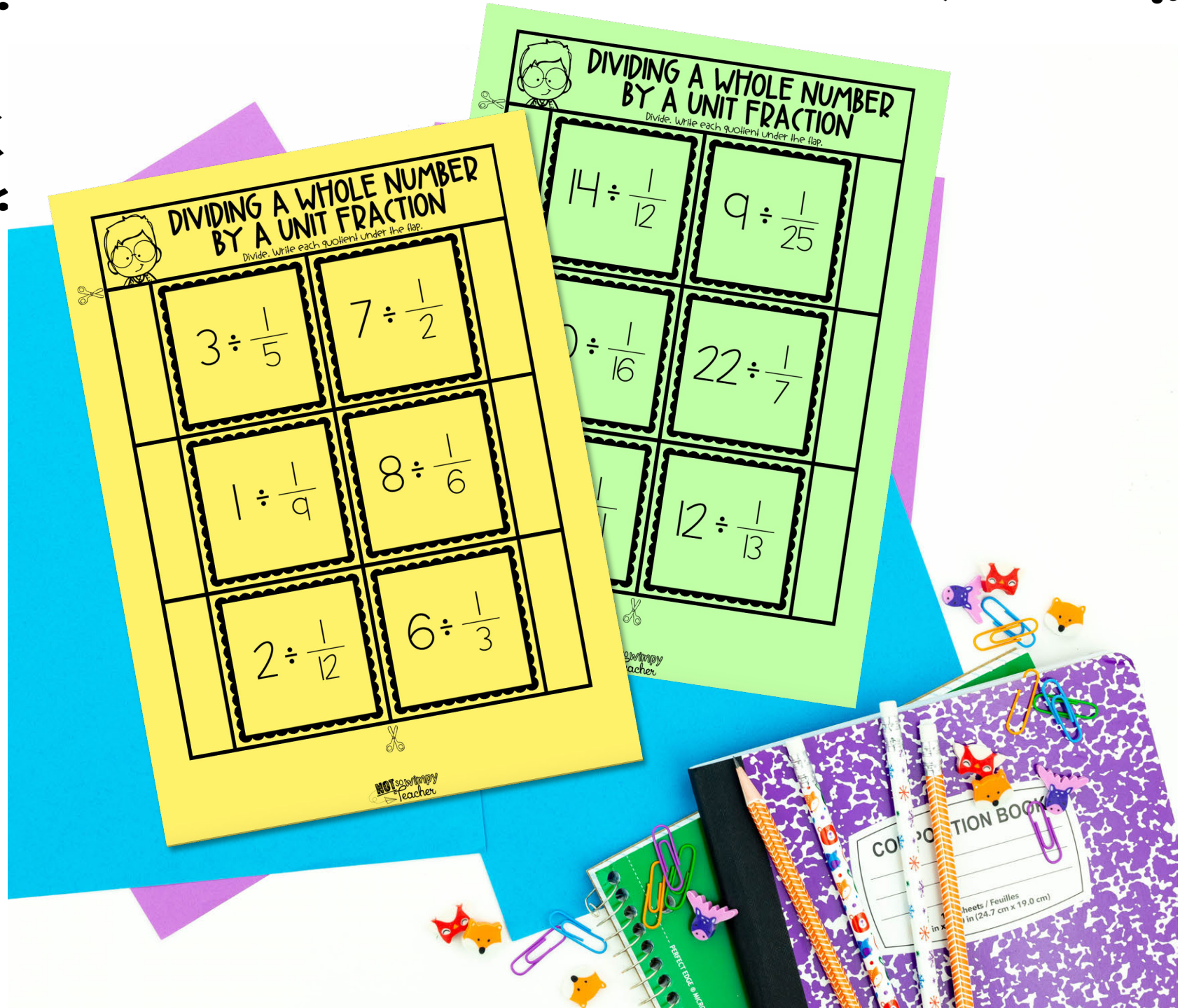
Franklin's mom has  $\frac{1}{5}$  of a pitcher of sweet tea. She splits the tea evenly among her 2 kids. How much tea does each kid get?

$$\frac{1}{5} \div 2 = \frac{1}{10} \text{ of the tea}$$

A great tool for practicing new skills and assessing mastered skills



Super-simple cuts and no unnecessary coloring



Multiple versions of most activities allow for differentiation.

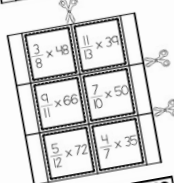
# MULTIPLYING FRACTIONS & WHOLE NUMBERS FLAPS

- Each student will need one page of flaps. Multiple templates are included to allow for differentiation.
- Cut out the rectangular title at the top of the page.

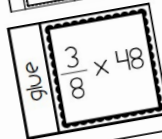


$\frac{3}{8} \times 48$	$\frac{11}{13} \times 39$
$\frac{9}{11} \times 66$	$\frac{7}{10} \times 50$
$\frac{5}{12} \times 72$	$\frac{4}{7} \times 35$

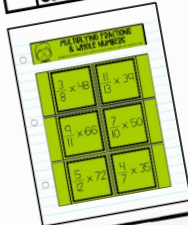
- Then, cut out the large rectangle with all six flaps inside.



- Next, cut vertically down the middle and horizontally across to get six separate flaps.



- Glue should be applied to the underside of the thick blank strip on each flap.



- The flaps should be glued below the title, with the blank strip on the side of each flap glued to the notebook page so that the flaps open to either the left or the right.

# MULTIPLICATION AS SCALING SORT

student will need one page of flaps and a half page of multiplication cards. Multiple templates are included to differentiate.

rectangular title at the top



angle containing the two horizontally between the them.

containing the cards, then cut horizontally between the cards.

$\frac{6}{10} \times 8$	$\frac{1}{7} \times \frac{2}{9}$	$\frac{4}{11} \times \frac{7}{8}$
$\frac{2}{8} \times \frac{8}{14}$	$3\frac{3}{6} \times \frac{3}{4}$	$\frac{10}{12} \times \frac{6}{9}$

of the thick



Detailed cutting and gluing directions for each activity page

## ORDERING FRACTIONS FLAPS

- Each student will need a half page of flaps. Multiple templates are included to allow for differentiation.

- Cut out the large rectangle containing the four flaps.

- Carefully cut between each flap, being sure to stop before the title strip on the left.

- Apply glue to the underside of the "Ordering Fractions" title strip.

- The "Ordering Fractions" title strip should be glued to the notebook page so that each of the four flaps opens to the left.

ORDERING FRACTIONS	3	1	6	5
	7	4	8	10
	3	3	1	8
	9	10	5	11
11	5	3	2	
4	12	7	3	
5	5	3	2	
16	8	5	13	

glue	3	1	6	5
	7	4	8	10
	3	3	1	8
	9	10	5	11
11	5	3	2	
4	12	7	3	
5	5	3	2	
16	8	5	13	

ORDERING FRACTIONS	3	1	6	5
	7	4	8	10
	3	3	1	8
	9	10	5	11
11	5	3	2	
4	12	7	3	
5	5	3	2	
16	8	5	13	

## FRACTIONS & BENCHMARKS FLAPS

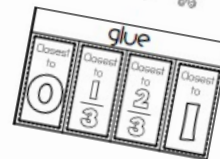
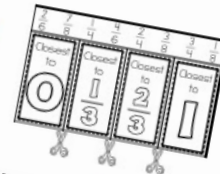
Each student will need a half page of flaps. Multiple templates are included to allow for differentiation.

Cut out the rectangular title at the top of the page.

Cut out the rectangle containing the flaps. Carefully cut between each flap, stopping at the strip containing the title at the top.

Apply glue to the underside of the strip containing the title at the top of the flaps.

Glue the strip on the underside of the flap.



Detailed cutting and gluing directions for each activity page