

# DIVISION

## interactive NOTEBOOK

3<sup>RD</sup> GRADE

This unit includes  
15 different  
division  
activities

math



# TABLE OF CONTENTS

Division Vocabulary Flaps .....	4
Division Vocabulary Puzzles .....	7
Arrays Flaps .....	10
Equal Groups Flaps .....	14
Repeated Subtraction Flaps .....	18
Solve-It Flaps .....	22
Dividing on a Number Line Flaps .....	27
Number Bond Flaps .....	32
Words to Describe Division Flaps .....	36
Writing Division Equations Flaps .....	39
Properties of Division Flaps .....	42
Fact Families .....	45
Division Word Problem Flaps .....	51
Write a Division Problem Flaps .....	56
Factors Pockets .....	62

Table of Contents with each activity listed for quick reference.



**DIVISION WORD PROBLEMS**

Solve each word problem by completing the task on each flap.

Mrs. Hamilton has 24 students. She wants to split them into four different reading groups. If each group has the same number of students, how many students are in each group?

PICTURE	NUMBER SENTENCE	ANSWER
Draw a math picture that can be used to help solve the problem.	Write the division equation that can be used to solve the problem.	Write the answer to the problem in a complete sentence.
Thirty-two students are sitting at four table. If the same number of students are sitting at every table, how many students are sitting at each table?	Write the division equation that can be used to solve the problem.	Write the answer to the problem in a complete sentence.

SEARCHING FOR A HOT SOMMERSY Teacher

A great tool for practicing new skills and assessing mastered skills.





Super-simple cuts and no unnecessary coloring.



# ARRAYS FLAPS

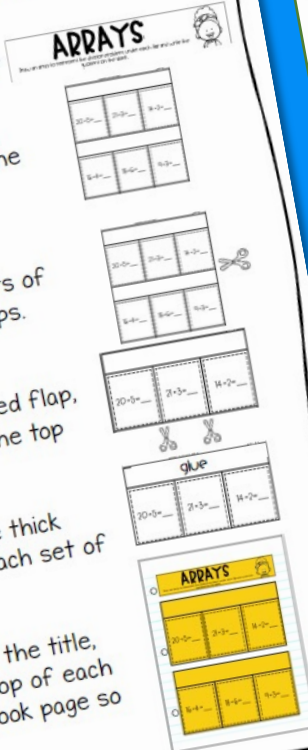
- Each student will need one page of flaps. Multiple templates are included to allow for differentiation.
- Cut out the rectangular title at the top of the page.
- Then, cut out the large square with all the flaps inside.

- Next, cut horizontally between the sets of flaps to get two separate sets of flaps.

- Carefully cut between each numbered flap, stopping before the blank strip at the top of each set of flaps.

- Apply glue to the underside of the thick strip with the word problem on each set of flaps.

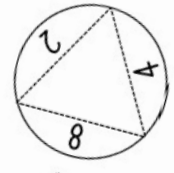
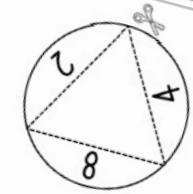
- The flaps should be glued below the title, with the problem strip on the top of each set of flaps glued to the notebook page so that the flaps open upward.



# FACT FAMILIES

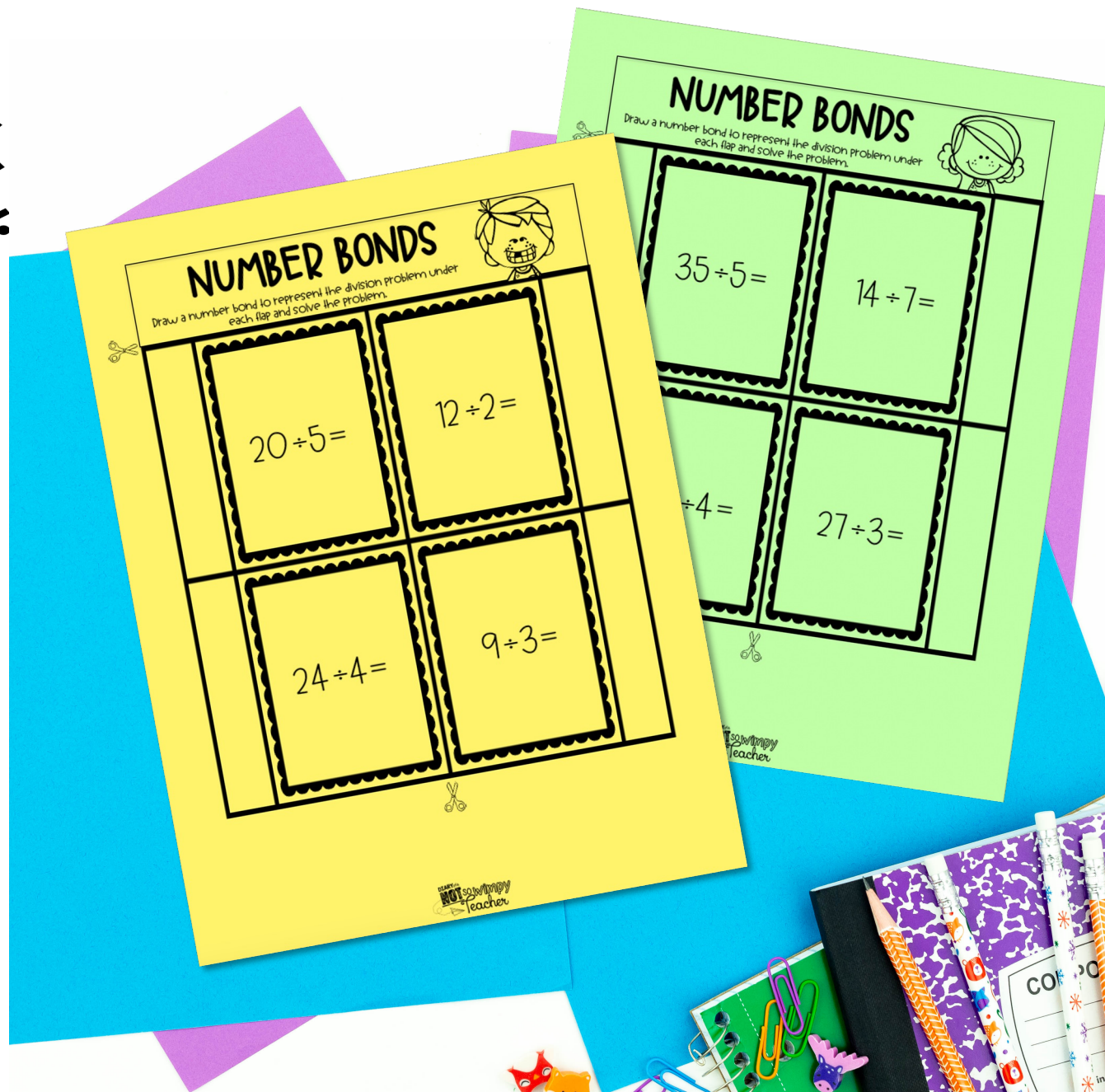
Each student will need one "fact families" title strip and one page of the fact family circles. Multiple templates are included to allow for differentiation.

## FACT FAMILIES



Detailed cutting and gluing directions for each activity page.





Multiple versions of most activities allow for differentiation.



ANSWER KEY

WORDS TO DESCRIBE DIVISION

Write each equation in word form under the flap.



twenty-five  
divided  
by five

twenty-eight  
divided  
by seven

thirty-six  
divided  
by nine

twenty-eight  
divided  
by four

ANSWER KEY

WRITING DIVISION EQUATIONS

Write each equation two different ways.



$\div 4$

$12 \div 3$

$3 \overline{) 12}$

$25 \div 5$

$5 \overline{) 25}$

Activity answer keys included for easy checking.