

MULTIPLICATION

interactive NOTEBOOK

3RD GRADE

This unit includes
22 different
multiplication
activities

math



TABLE OF CONTENTS

Measurement Vocabulary Flaps	4
Measurement Vocabulary Puzzles	7
Multiplication Strategies	10
Skip Counting Flaps	18
Arrays Flaps	24
Equal Groups Flaps	28
Repeated Addition Flaps	32
Number Bond Flaps	36
Roll-It Flaps	40
Multiplying on a Number Line Flaps	43
Tape Diagram Flaps	48
Multiplication Table	54
Properties of Multiplication Flaps	60
Commutative Property Flaps	64
Distributive Property	68
Fact Families	71
Multiplication Word Problem Flaps	75
Word Problems Flaps	80
Multiplication Strategies	84
Groups Of Flaps	90
Multiplying by Multiples of Ten Flaps	93
Fact Wheels	96

Table of Contents with each activity listed for quick reference.



A great tool for practicing new skills and assessing mastered skills.



Super-simple cuts and no unnecessary coloring.

SKIP COUNTING FLAPS

- Each student will need one page of flaps. Multiple templates are included to allow for differentiation.

- Cut out the rectangular title at the top of the page.

- Cut out the large rectangle with all the flaps inside.

- Then, cut horizontally between each flap to get three separate flaps.

- Apply glue to the underside of the thick blank strip on each flap.

- The flaps should be glued below the title, with the blank strip on top of each flap glued to the notebook page so that the flap opens upward.

SKIP COUNTING

Skip Count by 2

Skip Count by 5

Skip Count by 10

Skip Count by 2

Skip Count by 5

Skip Count by 10

glue

Skip Count by 2

SKIP COUNTING

Skip Count by 2

Skip Count by 5

Skip Count by 10

MULTIPLICATION STRATEGIES

Student will need half of the page with pockets and one each of the four strategies pages.

the pocket, being careful each of the "Fold and

the six rectangle

the Glue back, so

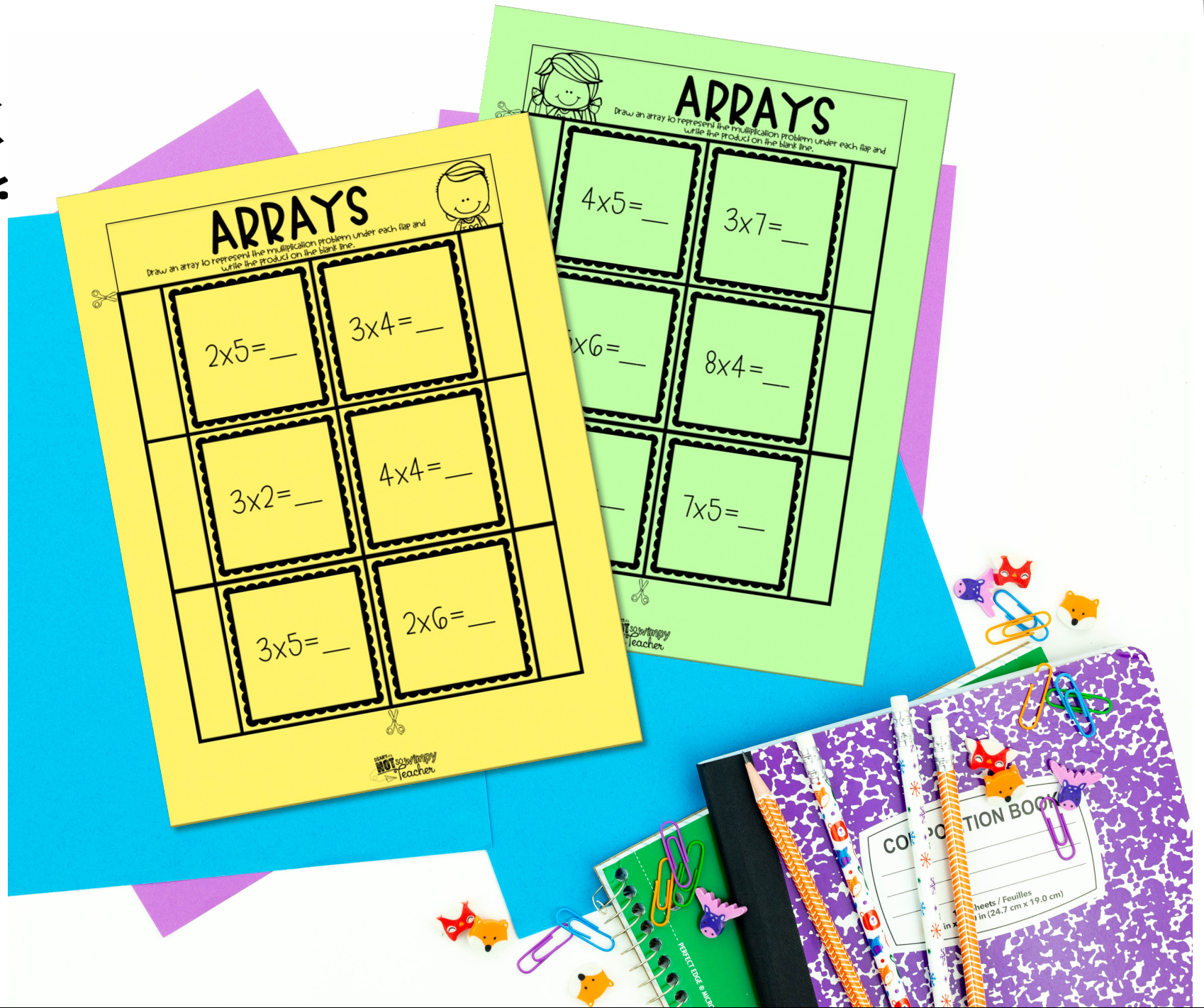
Multiplication STRATEGIES

... SKIP COUNT ...

$4 \times 3 = 12$
Four Threes
3, 6, 9, 12

Multiplication STRATEGIES


Detailed cutting and gluing directions for each activity page.



Multiple versions of most activities allow for differentiation.

ANSWER KEY

MULTIPLICATION VOCABULARY PUZZLES



Write the word that goes to each definition on the blank piece to the right. Then, cut out the pieces and mix them up. Match the pieces and glue the matched pieces into your notebook.

A vertical line of objects.

column

A horizontal line of objects.

row

The answer to a multiplication fact.

product

An arrangement of objects in row and columns.

array

Numbers that are multiplied together to get a product.

factors

The process of finding the total number of items in two or more equal groups.

multiplication

A possible product of one factor times another.

multiple

Groups that have the same number of objects.

equal groups

ANSWER KEY

EXAMPLE ANSWERS - STUDENT NUMBER BONDS MAY VARY


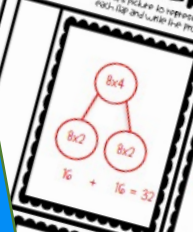
NUMBER BONDS

Write each multiplication problem in number bond form.



NUMBER BONDS

Draw an equal groups picture to represent the multiplication problem number bond and write the product on the line.



Activity answer keys included for easy checking.