

# MULTIPLICATION

## interactive NOTEBOOK

5TH GRADE

This unit includes  
24 different  
multiplication  
activities

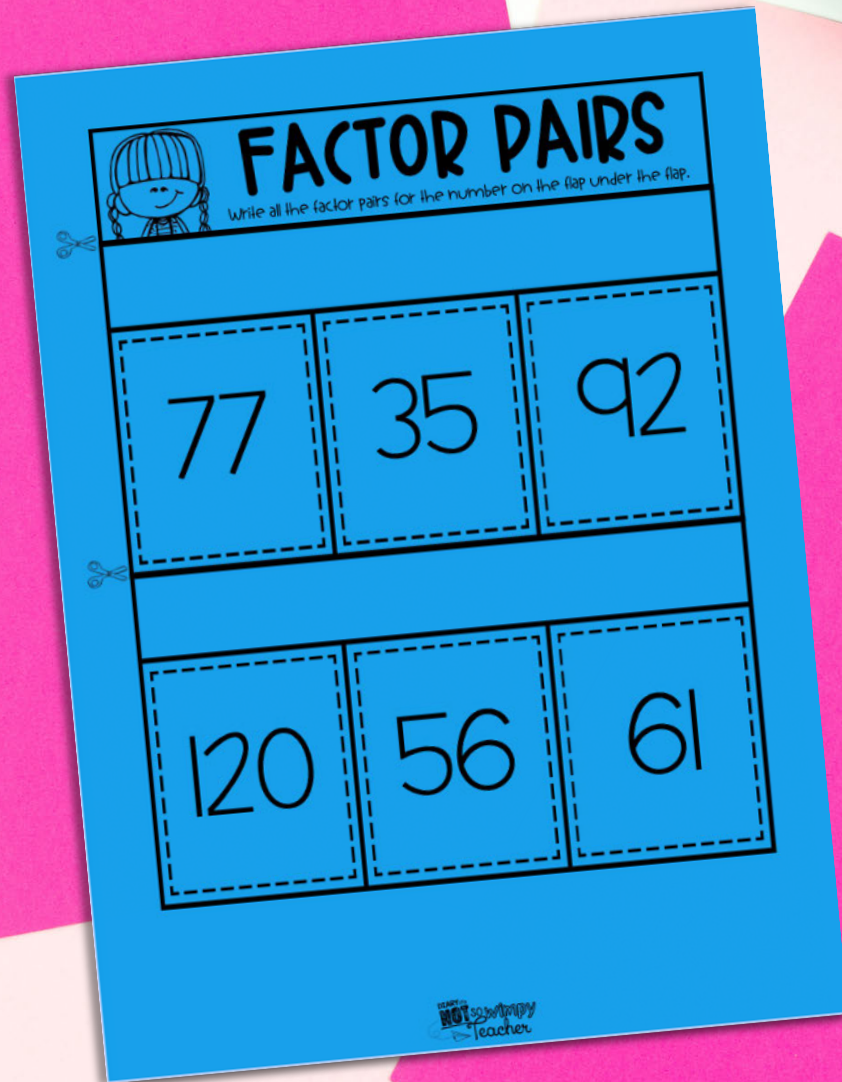
math



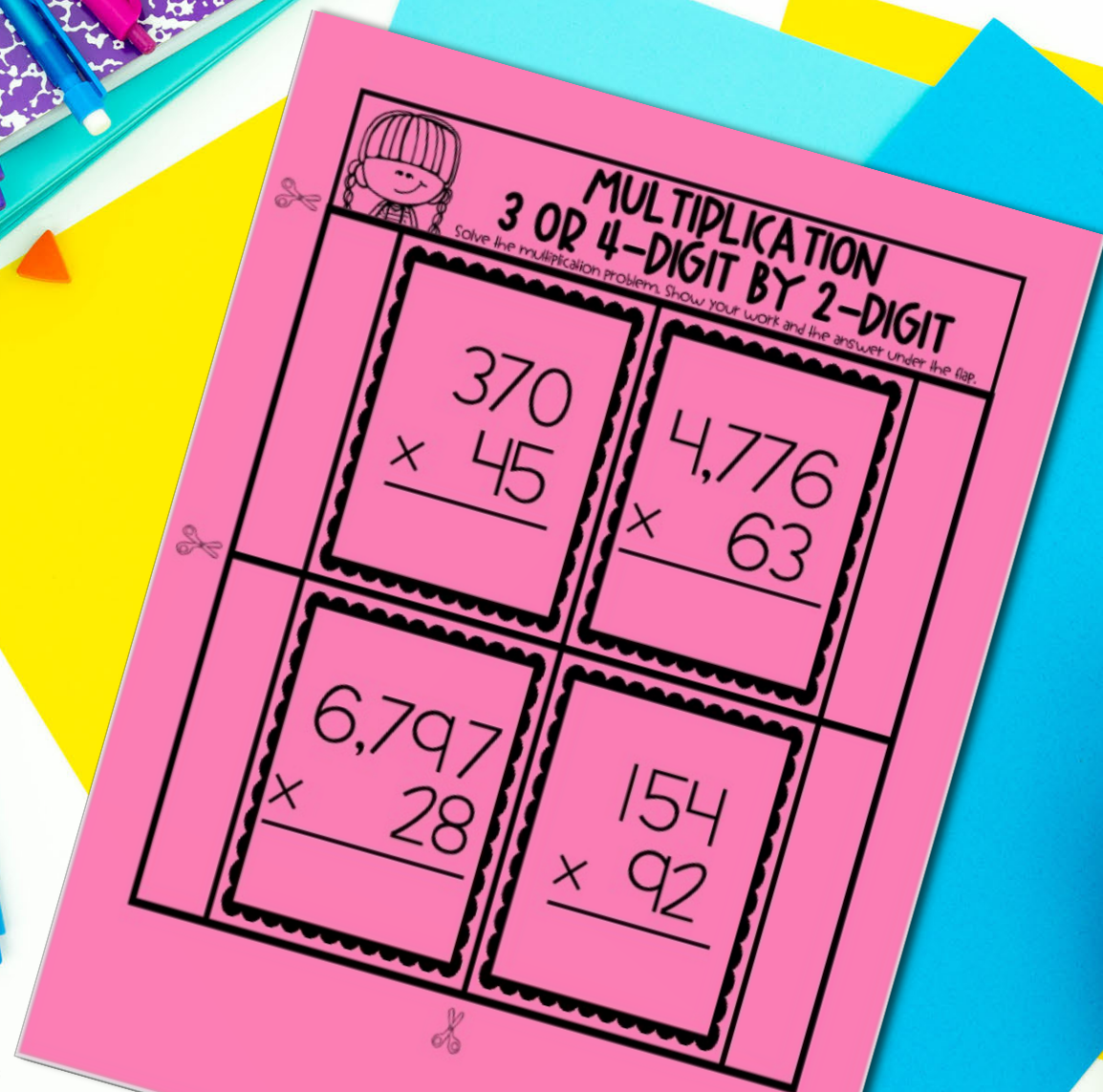
# TABLE OF CONTENTS

Data and Graphing Vocabulary Flaps .....	4
Vocabulary Match Flaps .....	7
Match the Graph Flaps .....	11
Range Sort Flaps .....	15
Mode Puzzles .....	23
Find the Median Flaps .....	29
Find the Mean Flaps .....	34
Graphing Coordinates Flaps .....	39
Labeling Coordinates Flaps .....	44
Graph Points from a Table Flaps .....	49
Coordinate Plane Map Flaps .....	57
Make a Line Plot Flaps .....	62
Interpret a Line Plot Flaps .....	67
Plotting Fractional Data Flaps .....	72
Interpret a Fractional Line Plot Flaps .....	77
Line Plot Word Problem Flaps .....	82

Table of Contents with each activity listed for quick reference.



A great tool for practicing new skills and assessing mastered skills.



Super-simple cuts and no unnecessary coloring.

# MULTIPLICATION ERROR ANALYSIS FLAPS

- Each student will need one page of flaps. Multiple templates are included to allow for differentiation.

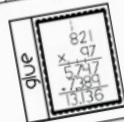
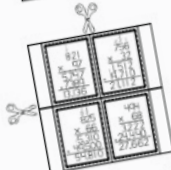
- Cut out the rectangular title at the top of the page.

- Then, cut out the large square with all four flaps inside.

- Next, cut vertically and horizontally to get four separate flaps.

- Apply glue to the underside of the thick blank strip on each flap.

- The flaps should be glued below the title, with the blank strip on the side of each flap glued to the notebook page so that the flaps open to either the left or the right.



# MULTIPLICATION VOCABULARY PUZZLES

Each student will need one half page containing the pocket and one page for the puzzle pieces.

Glue the pocket, being careful to cut around the "Fold and Glue Here" flaps.

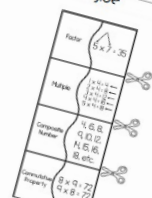
Then, fold the flaps labeled "Fold and Glue Here" back into the pocket.

Glue the puzzle pieces to the notebook so that the puzzle pieces can be inserted into the pocket.

When the puzzle is complete, containing all the puzzle pieces, the puzzle pieces can be removed from between the puzzle pieces.

Multiplication VOCABULARY Puzzles

Multiplication VOCABULARY Puzzles



Detailed cutting and gluing directions for each activity page.



Multiple versions of most activities allow for differentiation.

## ANSWER KEY

SAMPLE ANSWERS - STUDENT ANSWERS WILL VARY

**ROLL IT 2-DIGIT BY 2-DIGIT**  
Roll 2 dice and use the dice to make a 2-digit number. Write the number in the blank on top of each bar to form a multiplication equation. Then show your work and solve the multiplication problem on the bar.

$$\underline{53} \times 27 = 1,431$$

$$33 \times \underline{12} = 396$$

$$\underline{41} \times 16 = 656$$

**ROLL IT 2-DIGIT BY 2-DIGIT**  
Roll 2 dice and use the dice to make a 2-digit number. Write the number in the blank on top of each bar to form a multiplication equation. Then show your work and solve the multiplication problem on the bar.

$$\underline{53} \times 49 = 2,597$$

$$67 \times \underline{14} = 938$$

$$\underline{62} \times 74 = 4,588$$

**ROLL IT 2-DIGIT BY 2-DIGIT**  
Roll 2 dice and use the dice to make a 2-digit number. Write the number in the blank on top of each bar to form a multiplication equation. Then show your work and solve the multiplication problem on the bar.

$$\underline{15} \times 92 = 1,380$$

$$77 \times \underline{33} = 2,541$$

$$\underline{25} \times 85 = 2,125$$

## ANSWER KEY

graphic novels

ters

**WORD PROBLEMS 2-DIGIT BY 2-DIGIT**  
Read each word problem. Then show your work and solve the problem under the line.

1,540 graphic novels

2,436 milliliters

2,457 square feet

graphic novels

22 milliliters

Activity answer keys included for easy checking.