

PBL BUNDLE


HOLIDAYS

AN ENTIRE YEAR
OF PROJECT-BASED
LEARNING ACTIVITIES
FOR GRADES 2-5



PBL ACTIVITY

**EASTER
EGG HUNT**



**Valentine
CUPCAKES**

PROJECT BASED

2ND - 5TH GRADE

**HALLOWEEN
TRICK-OR-TREAT**

DIFFERENTIATED
PROJECT-BASED

LEARN
ACT


PBL ACTIVITY

**ST. PATRICK'S
DAY ACTIVITY**

2ND - 5TH GRADE

Project-based
Learning activity
grades 2-5

**PLAY
THANKS
Dinner**



**CHRISTMAS
TREE FARM**

A WEEK OF MATH,
READING, WRITING,
& STEM ACTIVITIES



INCLUDES 6 FUN HOLIDAY PBLs THAT
YOUR STUDENTS WILL LOVE.

TRICK-OR-TREATING ROUTE

There are so many fun things to do in your neighborhood on Halloween. The Morris family does a haunted house every year. This year it is supposed to be bigger and better than ever before. The Johnson family has a pumpkin patch where you will want to get your pumpkin to carve later tonight. Lastly, the Alvarez family puts on a Spooktacular Halloween light display, and they always pass out caramel apples, your favorite! Decide which neighbor's house you would like to start with for your trick-or-treating route.

ROUTE A:
THE MORRIS FAMILY
HAUNTED HOUSE

ROUTE B:
THE JOHNSON FAMILY
PUMPKIN PATCH

ROUTE C:
THE ALVAREZ FAMILY
SPOOKTACULAR DISPLAY



ROUTE B: PUMPKIN PATCH

Your first stop is the Johnson Family Pumpkin Patch.

1. You get to the pumpkin patch at the time shown on the clock. What time do you arrive the pumpkin patch? Write your answer next to the Johnson Family Pumpkin Patch on the map.
2. Your next stop has an address with a 4 in the tens place. Draw a circle next to your second stop.
3. Your third stop has an address that is the sum of $13 + 9$. Draw a square next to your third stop.
4. Your fourth stop has an address with two digits. It has an odd number in the tens place and an even number in the ones place. Draw a triangle next to your fifth stop.



TRICK-OR-TREATING MAP



NOT SO WIMPY TEACHER



ANSWER KEYS ARE PROVIDED FOR QUICK & EASY GRADING.

PBL ACTIVITY

ST. PATRICK'S DAY ACTIVITY

a Project-Based

SHOE STORE HOURS

Use the shoe store hours you created to help you answer the following questions.

1. Which













2. How

3. If

4.

SHOE STORE HOURS

It is time to help Lucky decide on the days of the week and the hours in which the store will be open. The store needs to be open 4 days a week for a maximum of 10 hours and a minimum of 5 hours. The store must also be open on Monday.

	Open Time	Close Time	How many hours
Day of the Week:	 : 		<input type="text"/>
Day of the Week:	 : 		<input type="text"/>
Day of the Week:	 : 		<input type="text"/>
Day of the Week:	 : 		<input type="text"/>





BUYING SHOE SUPPLIES

Use the supply chart you filled in to help you answer the following questions.

- The chart says Lucky McKibben will need to order 3 more cobbler's hammers. What will be the total cost of the cobbler's hammers he will need to purchase?
 $\$15.64 \times 3 =$
- Which item will Lucky McKibben need to order the most of?
Leather shoe sole
- Which item will cost Lucky McKibben the least amount to fulfill his order?

BUYING SHOE SUPPLIES

It is time to order supplies for the shoe store. Lucky McKibben has a list of items he needs to purchase before he can begin selling shoes. Look at the list below to figure out the supplies he needs. First you will need to fill in the missing parts of the chart.

STORE ITEM	ITEM COST	NUMBER OF ITEMS ALREADY IN STOCK	NUMBER OF ITEMS NEEDED TO ORDER	NUMBER OF TOTAL ITEMS:
 Cobbler's Hammer	\$15.64	1	3	4
 Leather Shoe Sole	\$3.24	6	14	20
 Leather Glue	\$7.18	2	8	10
 Spool of Thread	\$4.99		4	7

NOT SO WIMPY TEACHER

the PBLs are differentiated for multiple grade levels.



INCLUDES detailed directions to help with easy implementation.



MOST PBLs INCLUDE A COLORED VERSION AS WELL AS A BLACK AND WHITE VERSION.

CUPCAKE INGREDIENTS

It is time to get all the ingredients from the grocery store. Look back at the recipe card to help you know how much of each ingredient you need to buy.



INGREDIENTS	PRICE	QUANTITY	TOTAL COST
Flour	\$		\$
Sugar	\$		\$
Butter	\$		\$
Baking Powder	\$		\$
Salt	\$		\$
Eggs	\$		\$
Milk	\$		\$
Vanilla	\$		\$
Frosting	\$		\$
Toppings	\$		\$
Total Grocery Cost			\$



two of the PBLs even come with a digital option!

THANK you!

NOTE FROM THE SELLER:

Thank you so much for downloading! I sincerely hope that this resource meets your expectations and the needs of your classroom. Please know that your questions and suggestions inspire me. I enjoy hearing from you. My email address is Jamie@notsowimpyteacher.com. Don't forget to leave feedback and earn TPT points towards your next purchase. Click on the icons below so that we can stay in touch, and you don't miss updates on future products, sales, and giveaways.



♥ Jamie

TERMS OF USE

All rights reserved. Purchase or download of this item entitles the purchaser/downloader the right to reproduce the pages in limited quantities for one classroom use only. Duplication for multiple classrooms, an entire school, an entire district, or for commercial purposes is strictly prohibited without written permission from the author. Copying any part of this product and placing it on the internet or intranet in any form, including personal and classroom websites, is a violation of the Digital Millennium Copyright Act (DMCA). Thank you for respecting my hard work and the work of the graphic artists that help to make my products beautiful.

STAY CONNECTED



VISIT

MY *blog!*

GRAB YOUR FREEBIE HERE!

**EDITING & REVISING
CENTERS**
grades 2-5

