


# SEPTEMBER

COMPREHENSION

READING

PASSAGE

Activities



### DOT DAY

**SHORT ANSWER:**

1. What is Bronson's point of view of the assignment at the beginning of the story?

\_\_\_\_\_

\_\_\_\_\_

2. What is a challenge Bronson faces?

\_\_\_\_\_

\_\_\_\_\_

3. What does the phrase "fired up" mean?

**TRUE/FALSE:**

4. \_\_\_\_\_

5. \_\_\_\_\_

### GRANDPARENTS' DAY

September 12 is Grandparents' Day, and I couldn't wait for my "apo" to come. "Apo" means "grandmother" in Chinese. My apo was visiting in the United States. This would be the first time she would get to come to Grandparents' Day since she lived in another country. Our class was going to prepare lunch for our grandparents. I was going to take egg rolls. My apo would be so surprised. She taught me how to make them last summer. After school today, my mom would be taking me to the grocery store so that we could buy the ingredients.

"Class, please don't forget to bring a dish for our Grandparents' Day potluck tomorrow," Mrs. Gresham announced.

"Sammy, what are you bringing? My mom is making her famous mashed potatoes," Gregory said.

"My dad is fixing tuna noodle casserole. It sounds gross, but it's actually pretty tasty!" April, what are you bringing?" asked Sammy.

"Well, I am going to surprise my apo with egg rolls. My dad is going to fry them before our potluck," I replied.

"Yum!! I love your mom's egg rolls. She made them for Chinese New Year in third grade, and they were delicious," added Gregory.

"That is my apo's recipe. I hope I don't mess them up. I don't want to disappoint her," I said.

"As long as you follow the recipe, I'm sure they will be perfect," Sammy replied.

*Arring!!* The bell meant that it was time to go. Yes! My mom was in the front of the car line. I rushed over to her car. To my surprise, my mom had already picked up the groceries. We headed home to start preparing the egg rolls.

My mom chopped the cabbage and carrots and heated them in vegetable oil and a dash of soy sauce. I made the egg white mixture. That is what you are supposed to use to keep the wrappers from coming undone. My dad began cooking the shrimp and pork. Once everything was cooked, we mixed the meat and vegetable mixture together. We then added a scoop to each wrapper. I was in charge of sealing each one. We put the finished egg rolls in the refrigerator until tomorrow.


When I woke up the next day, I couldn't wait to get to school. My dad drove me so that my mom could pick my apo up from the airport. When I got to school, Mrs. Gresham was setting up the tables. My dad decided to put the deep fryer outside to avoid an accident. He began frying the egg rolls for our potluck. I went outside to give my dad a plate, and that was when I saw my mom pulling up at the school. I ran back inside. "She's here!!" I said in my head. The class door opened, and my apo walked in with my mom. I ran to her and gave her the biggest hug. At about the same time, my dad came in with the egg rolls.

"Apo, I made these just for you! I hope you like them," I said to her.

She took an egg roll from the plate and took a bite. I watched with much anticipation.

She looked down at me. "I couldn't have made them better myself!" she exclaimed.

I gave her another hug. I was so glad she was able to come to Grandparents' Day this year!



ART BY WIMMY TALKER

### ONLINE LEARNING

change their style of teaching and learning. Students learned a lot about distance learning compared to teaching virtually, and students became more comfortable learning from learning from home. However, online learning also has some negatives.

Teachers use more tools to teach their students. Teachers can use videos and digital resources. One upside to virtual learning is being able to learn from anywhere. Students can learn even when they have to miss school. This also improves attendance. Online learning is not as good as learning in person. Schools can save money by not having to provide food or supplies. Most things can be sent digitally to save money. Students can learn better by seeing lessons can be turned off the camera and listen.

The Internet at a student's home might not be available. It might be slow. It might be hard to find the information needed by having to fix the problems. It might take extra time learning how to teach. It might be hard to learn on screens all day can be hard on the eyes.

### AN AMERICAN HERO

"Okay, class, please remember to give our speakers your attention when they are talking," Ms. Williams reminded us.

We were having community helpers visit our class this morning. I was so excited because my Uncle Dwayne was going to speak to our class! He is a firefighter. He used to live in New York City. He now lives here in Boston. He was going to talk to my class about all of his different roles.

"Class, please help me welcome Mr. Dwayne Lewis with the Boston Fire Department," Ms. Williams announced.

Everyone clapped as he walked in. He was wearing his firefighter suit and everything!

"Hello, everyone. My name is Dwayne, and I am a firefighter. How are you all living?" Uncle Dwayne asked.

Everyone's hands shot into the air like a rocket.

"That's right! I do more than just put out fires. I also help people when someone is hurt. We are trained to check for injuries. We also help animals, like cats get out of high trees. The..."

### GEORGE WASHINGTON CARVER

1. What caused George Washington Carver to tell the farmers to plant peanuts and sweet potatoes?

\_\_\_\_\_

\_\_\_\_\_

2. What was George Washington Carver's nickname "Plant Doctor"?

\_\_\_\_\_

\_\_\_\_\_

3. How does the text help you understand the meaning of the word "innovative"?

\_\_\_\_\_

\_\_\_\_\_

4. Carver made products from sweet potatoes.


True \_\_\_\_\_

False \_\_\_\_\_

5. Carver made 300 products from peanuts.

True \_\_\_\_\_

False \_\_\_\_\_



ART BY WIMMY TALKER

five fiction & nonfiction close reading passages with comprehension questions

## EXPLANATORY WRITING

Prompt: "Grandparents' Day" discussed a family recipe. Is there a special recipe or tradition in your family? Explain.

---

---

---

## POINT OF VIEW

Bronson's point of view of the assignment at the beginning of the story is \_\_\_\_\_  
I know this because \_\_\_\_\_

Bronson's point of view of the assignment at the end of the story is \_\_\_\_\_  
I know this because \_\_\_\_\_

Do you feel that everyone has a way to "leave their mark"? Explain your point of view.

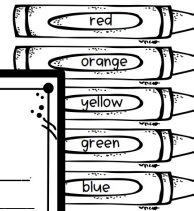
---

---

---

## KEY DETAILS

Directions: Underline the answer to each question in the text using the color on the crayon.



Who is the main character? \_\_\_\_\_

What is the narrator trying to do? \_\_\_\_\_

Why is the narrator worried? \_\_\_\_\_

How does Apo feel about the egg rolls? \_\_\_\_\_

What were two egg roll ingredients? \_\_\_\_\_


How does the narrator feel about Grandparents' Day? Be sure to restate the question and use text in your response.

## TEXT FEATURES

Directions: Use the information from the article below and the word bank to label the life cycle of a peanut.

### GROW A PEANUT PLANT!

1. Bury a raw peanut in some soil. You can bury the peanut in the hull or by itself.
2. A peanut seedling will begin to rise out of the soil about ten days later.
3. From there, the plant will begin to sprout. The sprouting plant will grow a stem with some leaves. It is now known as a young plant. As the plant matures, it will grow yellow flowers.



## FACT OR OPINION

Directions: Using what you learned from the passage, write two facts and two opinions about what you learned inside the images.

Fact: \_\_\_\_\_

Opinion: \_\_\_\_\_

Fact: \_\_\_\_\_

Opinion: \_\_\_\_\_

## CHARACTER TRAITS

The character trait that best describes Dwayne is \_\_\_\_\_ I know this because \_\_\_\_\_

The character trait that best describes Shad is \_\_\_\_\_ I know this because \_\_\_\_\_

What character traits do you think a firefighter should have and why? \_\_\_\_\_



STANDARDS-BASED  
ACTIVITIES & WRITING PROMPTS  
FOR EACH PASSAGE.

# CLOSE READING

## FICTION

Underline and the

character

ttiv

### MARKING UP THE TEXT FICTION

1. Underline the characters and the setting.
2. Draw a ★ next to the problem and the solution.
3. Circle unfamiliar words or phrases.
4. Put a ? next to any part of the story you don't understand or have questions about.

# CLOSE READING

## NONFICTION

Put exclamation points (!) next to details you find interesting.

3.

NOT SO WIMPY TEACHER

ANCHOR CHARTS FOR  
TEACHERS & STUDENTS.



## GRANDPARENTS' DAY

September 12 is Grandparents' Day, and I couldn't wait for my apo to come. "Apo" means "grandmother" in Chinese. My apo was visiting in the United States. This would be the first time she would get to come to Grandparents' Day since she lived in another country. Our class was going to prepare lunch for our grandparents. I was going to take egg rolls. My apo would be so surprised! She taught me how to make them last summer. After school today, my mom would be taking me to the grocery store so that we could buy the ingredients.

"Class, please don't forget to bring a dish for our Grandparents' Day potluck tomorrow," Mrs. Gresham announced.

"Sammy, what are you bringing? My mom is making her famous mashed potatoes," Gregory said.

"My dad is fixing tuna noodle casserole. It sounds gross, but it's actually pretty tasty!" "Yes, what are you bringing?" asked Sammy.

"Well, I am going to surprise my apo with egg rolls. My dad is going to fry them before our potluck," I replied.

"Yum! I love your mom's egg rolls. She made them for Chinese New Year in third grade, and they were delicious," added Gregory.

"That is my apo's recipe. I hope I don't mess them up. I don't want to disappoint her," I said.

"As long as you follow the recipe, I'm sure they will be perfect," Sammy replied.

*Brring!* The bell meant that it was time to go. Yes! My mom was in the front. She had already picked up the groceries. We headed home to start preparing them.

My mom chopped the cabbage and carrots and heated them in vegetable oil. She also heated the egg wrappers. She then added what you are supposed to use to keep the wrappers from coming undone. She cooked, we mixed the meat and vegetable mixture together. We then added the egg rolls. We put the finished egg rolls in the refrigerator until tomorrow.

When I woke up the next day, I couldn't wait to get to school. My dad drove me. When I got to school, Mrs. Gresham was setting up the tables. My dad decided to bring the egg rolls for our potluck. I went outside to give my dad a plate, and he said, "She's here!" I said in my head. The class door opened, and my apo hugged me. At about the same time, my dad came in with the egg rolls.

"Apo, I made these just for you! I hope you like them," I said to her.

She took an egg roll from the plate and took a bite. I watched with much anticipation.

She looked down at me. "I love them! They're just like my apo's!" she exclaimed.

## GRANDPARENTS' DAY

### SHORT ANSWER:

1. Why is April excited about Grandparents' Day?

April is excited for Grandparents' Day because her grandmother is visiting and has never been to Grandparents' Day before.

2. What step comes after cooking the shrimp and pork?

The step that comes after cooking the shrimp and pork is to mix the meat and vegetable mixture together.

3. What does "apo" translate to in the English language?

"Apo" translates to grandmother.

### TRUE/FALSE:

4. April decided to make tuna noodle casserole.

True False

5. Apo loved the egg rolls April made.

True False



## ONLINE LEARNING

### SHORT ANSWER:

1. Why does learning from home improve attendance?

Students can still receive instruction when they have to stay home from school.

2. What is one negative side of online learning?

Answers may vary. Sample response: Instructional time may be wasted trying to fix technology issues.

True or False? True or False?

True or False? True or False?

True or False? True or False?

True or False? True or False?

True or False? True or False?

True or False? True or False?

True or False? True or False?

True or False? True or False?



ANSWER KEYS FOR ACTIVITIES & QUESTIONS ARE INCLUDED.

# SEPTEMBER READING PASSAGES *at a glance*

Day 1 Close Reading Mark up the Text "Online Learning"	Day 2 Comprehension Questions "Online Learning"	Day 3 Standards-Based Activity Fact and Opinion "Online Learning"	Day 4 Writing Opinion "Online Learning"
Day 5 Close Reading Mark up the Text "George Washington Carver"	Day 6 Comprehension Questions "George Washington Carver"	Day 7 Standards-Based Activity Text Features "George Washington Carver"	Day 8 Writing Explanatory "George Washington Carver"
Day 9 Close Reading Mark up the Text "An American Hero"	Day 10 Comprehension Questions "An American Hero"	Day 11 Standards-Based Activity Character Traits "An American Hero"	Day 12 Writing Narrative "An American Hero"
Day 13 Close Reading Mark up the Text "Dot Day"	Day 14 Comprehension Questions "Dot Day"	Day 15 Standards-Based Activity Point of View "Dot Day"	Day 16 Writing Narrative "Dot Day"
Day 17 Close Reading Mark up the Text "Grandparents' Day"	Day 18 Comprehension Questions "Grandparents' Day"	Day 19 Standards-Based Activity Key Details "Grandparents' Day"	Day 20 Writing Explanatory "Grandparents' Day"

THIS UNIT COVERS THE FOLLOWING COMMON CORE ELA STANDARDS: RI.3.1, RI.3.3, RI.3.4, RI.3.5, RL.3.1, RL.3.3, RL.3.4, RL.3.6, W.3.1, W.3.2, W.3.3

INCLUDES AN *at a glance*  
PAGE TO HELP WITH PLANNING.

# GETTING STARTED

## Teacher Directions & Tips

Close reading is an important skill for students to learn and helps students become independent readers and has the most meaning as possible.

This resource includes:

- anchor charts for both fiction and nonfiction texts
- student reference sheets to use during close reading
- an "At A Glance" plan for implementing the reading activities
- fiction and nonfiction reading passages
- reading comprehension questions
- standards-based reading activities
- read and respond writing pages

This resource can be used over the course of a month or your needs.

The close reading writing

### ANCHOR CHARTS

There are a variety of anchor charts that can be printed and displayed or projected for students to reference during close reading time. I have included anchor charts that explain the steps of close reading, as well as how to mark up the text during close reading time.

If this is the first time you have implemented close reading in the classroom, I would recommend modeling this reading strategy with students, repeatedly referencing the anchor charts often before having students practice it on their own.

### STUDENT REFERENCE SHEETS

You can print and allow students to use different formats to choose from, how to annotate or mark up the text as well as how you would like to refer to this

the text, skills, standards, and activity is planned out, and you

### FICTION & NONFICTION READING PASSAGES

Each month has a mix of rigorous fiction and nonfiction texts. Each text focuses on a different reading standard or skill. These passages were made with the intent that students would have the opportunity to circle, underline, add symbols, and annotate thoughts as they closely read. Passages include all types of topics, including science and social studies.

### READING COMPREHENSION QUESTIONS

Each close reading text has a set of standards-based reading comprehension questions that will have your students thinking deeply about the passage, as well as referring to the passage in search of text evidence that supports their answers.

### STANDARDS-BASED READING ACTIVITIES

Each passage has a standards-based activity that will have your students practicing specific reading skills while having fun and staying engaged. These activities might include filling in graphic organizers, deciphering a secret message, or matching parts of the story with vocabulary. The activities vary depending on the reading skill your students are working on.

### READ & RESPOND WRITING ACTIVITIES

Each text has a question that requires students to respond through their writing. These questions will have students analyzing the text and using it as evidence to support the answers they write.

NOT SO WINNY TEACHER

INCLUDES DETAILED TEACHER DIRECTIONS & TIPS



# THANK you!

## Note from the seller:

Thank you so much for downloading! I sincerely hope that this resource meets your expectations and the needs of your classroom. Please know that your questions and suggestions inspire me. I enjoy hearing from you. My email address is [diaryofanotsowimpyteacher@gmail.com](mailto:diaryofanotsowimpyteacher@gmail.com). Don't forget to leave feedback and earn TPT points towards your next purchase. Click on the icons below so that we can stay in touch and you don't miss updates on future products, sales and giveaways.



♥ Jamie

## TERMS OF USE

All rights reserved. Purchase or download of this item entitles the purchaser/downloader the right to reproduce the pages in limited quantities for one classroom use only. Duplication for multiple classrooms, an entire school, an entire district or for commercial purposes is strictly prohibited without written permission from the author. Copying any part of this product and placing it on the internet or intranet in any form, including personal and classroom websites, is a violation of the Digital Millennium Copyright Act (DMCA). Thank you for respecting my hard work and the work of the graphic artists that help to make my products beautiful!

## STAY CONNECTED



VISIT  
my *blog!*

DIARY of a  
**NOT**

SO wimpy  
Teacher