

OCTOBER

COMPREHENSION

READING

PASSAGE

Activities



FOSSILS

SHORT ANSWER:

1. What can a scientist learn about a fossil footprint?



ABSOLUTELY BATTY

Did you know that there are over 900 species of bats? Bats are the second largest group of mammals. They live all over the world. They do not like the cold, so you probably won't find many bats in cold climates. Even though there are many different species of bats, they all fall into two groups. Bats are grouped into two main groups.

Microbats

Most of the world's bats are microbats. They are small bats with small bodies and eyes. However, small does not mean that they are blind. They can actually see quite well! Their excellent echolocation helps them find their prey. Microbats have large ears with a tragi. A tragus is part of the ear. Researchers believe that tragi help microbats with echolocation. Echolocation is the act of using sound waves to find their way.

THANK YOU, MR. TERRY

When you think of an essential, or important, job in a school, what position comes to mind? For me, it's the custodians. They make sure that the school is clean and safe. My school has the best custodians. My favorite custodian is Mr. Terry. He makes me feel important. He always asks us how our days are going, and he will even eat lunch with us sometimes. He has worked at our school for 20 years. He is going to retire on October 2. Our entire school is planning a special celebration for Mr. Terry. We are going to have a special assembly. My class is in charge of making the banner for the assembly so that they could attend. He thinks that we are a school program, so he is going to be there.

Our art class is making a banner for Mr. Terry. We are putting our handprints all over the paper. It will be the background for the refreshments. They have ordered a cake and will have fruit punch to drink. Mr. Terry's class painted him a picture. My class is in charge of making the banner for the assembly so that they could attend. He thinks that we are a school program, so he is going to be there.


FOOTBALL IN THE FALL

Helmets, pads, cleats, and a ball, there is just something special about football in the fall.

5 Fans who cheer and a play to call, everyone looks forward to football in the fall.

A little girl and her cheerleader doll pretend to be on the field during football in the fall.

10 Young, old, short, and tall everyone gathers to watch football in the fall.



Sugar and sodas... we enjoy it all because no rules apply during

THE COSTUME CONTEST CONUNDRUM

SHORT ANSWER:

1. How would you describe Maria at the beginning of story? Explain.

2. Why did the girls decide to enter the contest as the Baytown Baby Dolls?

3. What does the word "creative" mean as it's used in the passage?

MATCHING: Write the letter of the event next to when it happened in the story.

4. ___ Beginning A. The girls decide to enter the contest as the Baytown Baby Dolls.

5. ___ Middle B. Jessie Grace congratulates Annie and the girls.

6. ___ End C. Annie searches the attic for face paint.



chairs and his is loved ng on is a ce over open.

his begins e. We



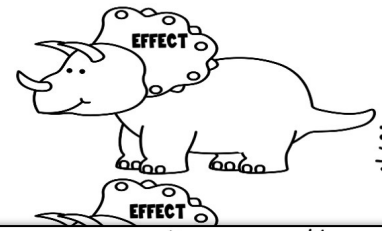

five fiction & nonfiction close reading passages with comprehension questions

OPINION WRITING

Prompt: What is a job that you think is very important? Explain the role and why you feel like it is an essential position.

CAUSE AND EFFECT

Directions: Using what you learned from the passage, complete the cause-and-effect organizer below.



EXPLANATORY WRITING

Directions: What do you enjoy doing? Do you like to do it alone or with others? Explain the activity.


COMPARE AND CONTRAST

Directions: Use the boxes below to compare and contrast microbats and megabats.

MICROBATS	BOTH	MEGABATS

CHARACTER TRAITS

Directions: Use the circles to describe the main character from "The Costume Contest Conundrum".



STANDARDS-BASED
ACTIVITIES & WRITING PROMPTS
FOR EACH PASSAGE.

CLOSE READING

FICTION

Underline

characters

CLOSE READING

NONFICTION

Put exclamation points (!) next to details you find interesting.

MARKING UP THE TEXT FICTION

1. Underline the characters and the setting.
2. Draw a ★ next to the problem and the solution.
3. Circle unfamiliar words or phrases.
4. Put a ? next to any part of the story you don't understand or have questions about.

3.

NOT SO WIMPY TEACHER

ANCHOR CHARTS FOR
TEACHERS & STUDENTS.

POINT OF VIEW

Directions: Use the graphic organizer to describe the author's point of view of Mr. Terry. Explain your point of view.

DETAIL

Principal Lawrence told Mr. Terry that he was a special part of Little Bend Elementary's family.

DETAIL

He received Award of Excellence.

DETAIL

The whole school.



AUTHOR'S POINT OF VIEW

Mr. Terry is well liked and

THE COSTUME CONTEST CONUNDRUM

SHORT ANSWER:

1. How would you describe Maria at the beginning of story? Explain.

Maria worried a lot at the beginning of the story and was negative.

2. Why did the girls decide to enter the contest as the Baytown Baby Dolls?

the Ragdoll Rockstars.

COMPARE AND CONTRAST

Directions: Use the boxes below to compare and contrast microbats and megabats.

MICROBATS	BOTH	MEGABATS
<ul style="list-style-type: none"> Microbats use echolocation to hunt. They have tragi on the outsides of their ears. They have small bodies. They have very small eyes. They eat insects. 	<ul style="list-style-type: none"> Microbats and megabats can be found in trees and caves. They both find shelter near water. They both have great vision. 	<ul style="list-style-type: none"> Megabats are unable to use echolocation. They eat fruits and nectar. They are found in tropical climates. They are large bats. They do not have tragi on the outsides of their ears.



ANSWER KEYS FOR ACTIVITIES & QUESTIONS ARE INCLUDED.

OCTOBER READING PASSAGES *at a glance*

Day 1 Close Reading Mark up the Text "Fossils"	Day 2 Comprehension Questions "Fossils"	Day 3 Standards-Based Activity: Fact and Opinion "Fossils"	Day 4 Writing: Opinion "Fossils"
Day 5 Close Reading Mark up the Text "Absolutely Batty"	Day 6 Comprehension Questions "Absolutely Batty"	Day 7 Standards-Based Activity: Compare and Contrast "Absolutely Batty"	Day 8 Writing: Persuasive "Absolutely Batty"
Day 9 Close Reading Mark up the Text "The Costume Contest Conundrum"	Day 10 Comprehension Questions "The Costume Contest Conundrum"	Day 11 Standards-Based Activity: Character Traits "The Costume Contest Conundrum"	Day 12 Writing: Descriptive "The Costume Contest Conundrum"
Day 13 Close Reading Mark up the Text "Thank You, Mr. Terry"	Day 14 Comprehension Questions "Thank You, Mr. Terry"	Day 15 Standards-Based Activity: Point of View "Thank You, Mr. Terry"	Day 16 Writing: Opinion "Thank You, Mr. Terry"
Day 17 Close Reading Mark up the Text "Football in the Fall"	Day 18 Comprehension Questions "Football in the Fall"	Day 19 Standards-Based Activity: Five Senses Poem "Football in the Fall"	Day 20 Writing: Explanatory "Football in the Fall"

THIS UNIT COVERS THE FOLLOWING COMMON CORE ELA STANDARDS: RI.3.1, RI.3.3, RI.3.4, RI.3.5, RI.3.9, RL.3.1, RL.3.2, RL.3.3, RL.3.4, RL.3.5, RL.3.6, W.3.1, W.3.2, W.3.3

INCLUDES AN *at a glance* PAGE TO HELP WITH PLANNING.

GETTING STARTED

Teacher Directions & Tips

Close reading is an important skill for students to learn and helps students become independent readers and has the most meaning as possible.

This resource includes:

- anchor charts for both fiction and nonfiction texts
- student reference sheets to use during close reading
- an "At A Glance" plan for implementing the reading activities
- fiction and nonfiction reading passages
- reading comprehension questions
- standards-based reading activities
- read and respond writing pages

This resource can be used over the course of a month or over your needs.

The close reading writing

ANCHOR CHARTS

There are a variety of anchor charts that can be printed and displayed or projected for students to reference during close reading time. I have included anchor charts that explain the steps of close reading, as well as how to mark up the text during close reading time.

If this is the first time you have implemented close reading in the classroom, I would recommend modeling this reading strategy with students, repeatedly referencing the anchor charts often before having students practice it on their own.

STUDENT REFERENCE SHEETS

You can print and allow students to use different formats to choose from, and how to annotate or mark up the text as well as how you would like to refer to this

the text, skills, standards, and activity is planned out, and you

FICTION & NONFICTION READING PASSAGES

Each month has a mix of rigorous fiction and nonfiction texts. Each text focuses on a different reading standard or skill. These passages were made with the intent that students would have the opportunity to circle, underline, add symbols, and annotate thoughts as they closely read. Passages include all types of topics, including science and social studies.

READING COMPREHENSION QUESTIONS

Each close reading text has a set of standards-based reading comprehension questions that will have your students thinking deeply about the passage, as well as referring to the passage in search of text evidence that supports their answers.

STANDARDS-BASED READING ACTIVITIES

Each passage has a standards-based activity that will have your students practicing specific reading skills while having fun and staying engaged. These activities might include filling in graphic organizers, deciphering a secret message, or matching parts of the story with vocabulary. The activities vary depending on the reading skill your students are working on.

READ & RESPOND WRITING ACTIVITIES

Each text has a question that requires students to respond through their writing. These questions will have students analyzing the text and using it as evidence to support the answers they write.

NOT SO WINNY TEACHER

INCLUDES DETAILED TEACHER DIRECTIONS & TIPS

THANK you!

Note from the seller:

Thank you so much for downloading! I sincerely hope that this resource meets your expectations and the needs of your classroom. Please know that your questions and suggestions inspire me. I enjoy hearing from you. My email address is diaryofanotsowimpyteacher@gmail.com. Don't forget to leave feedback and earn TPT points towards your next purchase. Click on the icons below so that we can stay in touch and you don't miss updates on future products, sales and giveaways.



♥ Jamie

TERMS OF USE

All rights reserved. Purchase or download of this item entitles the purchaser/downloader the right to reproduce the pages in limited quantities for one classroom use only. Duplication for multiple classrooms, an entire school, an entire district or for commercial purposes is strictly prohibited without written permission from the author. Copying any part of this product and placing it on the internet or intranet in any form, including personal and classroom websites, is a violation of the Digital Millennium Copyright Act (DMCA). Thank you for respecting my hard work and the work of the graphic artists that help to make my products beautiful!

STAY CONNECTED



VISIT
my *blog!*

DIARY of a
NOT

SO wimpy
Teacher