

# NOVEMBER

COMPREHENSION

READING

PASSAGE

Activities



## HARVESTING CRANBERRIES

Cranberries are small round fruits that are red in color. Many people think that cranberries are bitter. You may eat cranberries during the fall months. You may even have cranberry bogs in Massachusetts and Wisconsin are the most common states that have cranberry bogs. A bog is where cranberries are grown. Cranberries are harvested, or collected, from September through November. There are two common ways to harvest cranberries. Farmers either do dry harvesting or wet harvesting.

### Dry Harvesting

Dry harvesting uses a machine to gather cranberries. The vines must be completely dry before harvesting. A machine combs the berries from the vines. The berries then are put in burlap sacks. A woven material that is very durable, or strong. Once the berries are collected in the sacks, a vehicle or helicopter takes the berries from the bog. The sacks of berries are brought to a receiving station. This is where the cranberries are screened. Workers grade the berries based on color and if they can be used. Soft berries will not be used and are discarded or thrown out. Dry harvested berries are usually used for juice, sauces, and dried cranberries.

### Wet Harvesting

Cranberries can float in water to remove them from the vines. As a result, the berries are then transported to a processing plant for juice, sauces, and dried cranberries.

Cranberries can be used to determine how the look for cranberries.

## AMERICAN FOOTBALL

American football is a popular sport that is played during the fall months. Two teams play against each other. Teams try to score a touchdown by getting the football from one end of the field to the other. Each team has eleven players on the field. There are many different positions on the team. There are offensive and defensive players. They play at different times and have different jobs.

### Offensive Positions

Offensive players try to score touchdowns. The main offensive player is the **quarterback**. This player is considered to be the leader of the team. The quarterback throws or passes the ball to the other players. The quarterback also calls the plays during the huddle. A huddle is when the players on the field gather to discuss their next play. The **center** is the player who gives the ball to the quarterback. This player listens to the quarterback, so he or she knows when to hike, or pass, the ball. A **running back** is a player that runs with the ball towards the endzone, trying to score a touchdown. Another important player is the **fullback**. Fullbacks block for the players that run down the field. A **wide receiver** is similar to a running back. The difference is that this player usually runs down the field and catches the ball to score a touchdown. Sometimes a wide receiver is handed the ball, but normally he or she is waiting to receive, or catch, the football. A **tight end** is a player who can receive the ball or block for other players. The **left guard, right guard, left tackle, and right tackle** all block for the quarterback. These players are usually much bigger than the other players. Their jobs are to block the defense during the game.

## MACY'S THANKSGIVING DAY PARADE

### SHORT ANSWER:

1. What caused the balloon to flip over?

2. Based on paragraph 2, how would you describe Raya?


3. Based on paragraph 8?

4. True or False?

5. True or False?

6. True or False?

7. True or False?



## VETERANS: AMERICAN HEROES

### SHORT ANSWER:

1. Why does Mr. Kelley enjoy working with the Boy Scouts?

---

---

---

2. What was Mr. Kelley's role in the military?

---

---

---

3. What is the definition of a veteran?

---


---

---

### TRUE/FALSE:

4. Mr. Kelley served in the United States Army. True False

5. Mr. Kelley is a World War I veteran. True False



## TURKEY FOR THANKSGIVING


My name is Travis, and I am a wild turkey. I am also what some people might call clever. You see, in all my four years, I have managed to survive turkey season. I don't know if you know this or not, but turkeys are a popular Thanksgiving dinner. In my neck of the woods, turkey season starts in October, so that is when I start my secret missions. I call them "Mission Keep My Feathers". Most of the missions are the same. I hide out in the woods and only come out late at night. I am very clever, too. They will make certain sounds turkeys like to hear to get us to come out in the open, but I am not an idiot. Well, most of the time I am. Today I am going to tell you a story about the mission that went sideways. It was a fancy way of saying that my mission didn't go as planned.

On a beautiful November day, and I decided to go for a stroll. On my stroll, I saw an open field of grass. I had worked hard all day, so I decided to stop for a snack. I was standing there minding my own business and enjoying the view. All of a sudden, I heard some sticks break. Now, I know you're probably thinking, "So what?" Unless you are a turkey, you probably don't understand the fear that was pulsing through my body. I ran as fast as I could and stumbled upon an old shed. The door was open, so I wobbled in. Just as I started to regulate, I heard a voice. I looked up, and there was a young girl sitting on the second story of the shed. She walked down the stairs and said, "Don't be afraid. I'm not going to hurt you." Normally, I wouldn't fall for a trick, but I could tell she was telling the truth.

She gave me a bowl of water and told me that she would be right back. When she returned, her dad was with her. I was begging to keep me. I knew I shouldn't have trusted a human. Her dad said that she could keep me, and I was in luck. She walked toward me and said, "You're going to be our special guest at Thanksgiving!"

As it turned out, after four years of running, I had finally got caught. The unthinkable then happened. I was sitting at the head of the table was...hamburgers?! I was confused. I guess the little girl could tell I was confused. She said to me, "Don't worry. My family doesn't eat poultry. I'll get you a nice plate of spaghetti and meat sauce."

I became a pet turkey. I bet you didn't see that ending coming! Now I live on the farm and no longer have to worry about Mission Keep My Feathers. Even though my last mission didn't go as planned, it turned out to be quite the happy ending!



five fiction & nonfiction close reading passages with comprehension questions

## ASK AND ANSWER QUESTIONS

Directions: Use the talk bubbles to ask and answer questions about harvesting cranberries. Be sure that the questions you create can be answered using the text.



Question

Answer

## TURKEY FOR THANKSGIVING

### SHORT ANSWER:

1. What is the central message of the story?

---

---

## NARRATIVE WRITING

Prompt: Write a narrative of a balloon breaking free from a parade. Write the story from the point of view of the balloon. Explain how the balloon felt throughout its adventure. Be sure to describe the events in detail.

---

---

---

---

ways?"

False

False



## MAIN IDEA

Directions: Use the graphic organizer to state the main idea of the passage. Use text from the passage to support the main idea you wrote. Remember, the main idea is a sentence that tells what the entire text is mostly about.

### MAIN IDEA

---

---

DETAIL



DETAIL

NOT TO BE REPRODUCED

## THANK-YOU NOTE

Prompt: On the space below, write a "thank-you" letter to a veteran. This could be to a veteran you know or someone who is serving now.

Greeting \_\_\_\_\_ Date \_\_\_\_\_

---

---

---

---

---

---

---

---

Closing \_\_\_\_\_

Name \_\_\_\_\_

NOT TO BE REPRODUCED

STANDARDS-BASED  
ACTIVITIES & WRITING PROMPTS  
FOR EACH PASSAGE.

# CLOSE READING

## FICTION

Underline the

characters

se

### MARKING UP THE TEXT FICTION

1. Underline the characters and the setting.
2. Draw a ★ next to the problem and the solution.
3. Circle unfamiliar words or phrases.
4. Put a ? next to any part of the story you don't understand or have questions about.

# CLOSE READING

## NONFICTION

Put exclamation points (!) next to details you find interesting.

3.

NOT SO WIMPY TEACHER

NOT SO WIMPY TEACHER

ANCHOR CHARTS FOR  
TEACHERS & STUDENTS.



## BIOGRAPHY

Directions: Use the graphic organizer to complete the biography on Mr. John Kelley. A biography is a written history of a person's life.

WRITE 3 FACTS ABOUT THIS PERSON'S LIFE.

Answers may vary. Sample responses below:

- Mr. Kelley was drafted at 17 years old.
- He was born in Atlanta, Georgia.
- He was born in 1924.

LIST 3 IMPORTANT THINGS THIS PERSON HAS DONE.

Answers

- M
- He
- He

LIST 3 WORDS TO DESCRIBE THIS PERSON.

Answers may vary. Sample responses below:

- brave

**JOHN  
KELLEY**

Answers

- Mr. K

## VOCABULARY CROSSWORD

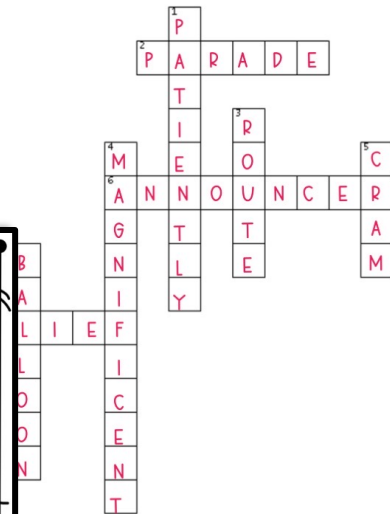
Directions: Use the clues to fill in the vocabulary terms below. Words can go across or down. Letters may be shared when words intersect.

DOWN

- with calmness or without complaint
- a way or course taken to get somewhere
- impressive or extravagant
- pack full
- a rubber sack filled with air; used for decoration at parties
- a platform on the outside of a building

ACROSS

- a walk or march in public that involves floats or bands



## TURKEY FOR THANKSGIVING

SHORT ANSWER:

- What is the central message of the story?

The central message is that even when things don't go as planned, good things can still happen.

- What does Travis mean when he says, "a mission that went sideways"?

It means that the mission did not go as planned.

- From whose point of view is the story told?

The story is told from Travis the turkey's point of view.

TRUE OR FALSE:

- Travis ate hamburgers for his Thanksgiving meal.

True False

- The little girl showed Travis kindness.

True False

- Travis hid in an old hay barn.

True False



ANSWER KEYS FOR ACTIVITIES & QUESTIONS ARE INCLUDED.

# NOVEMBER READING PASSAGES *at a glance*

Day 1 Close Reading Mark up the Text "Harvesting Cranberries"	Day 2 Comprehension Questions "Harvesting Cranberries"	Day 3 Standards-Based Activity Ask and Answer Questions "Harvesting Cranberries"	Day 4 Writing: Opinion "Harvesting Cranberries"
Day 5 Close Reading Mark up the Text "Macy's Thanksgiving Day Parade"	Day 6 Comprehension Questions "Macy's Thanksgiving Day Parade"	Day 7 Standards-Based Activity Vocabulary Crossword "Macy's Thanksgiving Day Parade"	Day 8 Writing: Narrative "Macy's Thanksgiving Day Parade"
Day 9 Close Reading Mark up the Text "Turkey for Thanksgiving"	Day 10 Comprehension Questions "Turkey for Thanksgiving"	Day 11 Standards-Based Activity Character Changes "Turkey for Thanksgiving"	Day 12 Writing: Explanatory "Turkey for Thanksgiving"
Day 13 Close Reading Mark up the Text "American Football"	Day 14 Comprehension Questions "American Football"	Day 15 Standards-Based Activity Main Idea "American Football"	Day 16 Writing: Opinion "American Football"
Day 17 Close Reading Mark up the Text "Veterans: American Heroes"	Day 18 Comprehension Questions "Veterans: American Heroes"	Day 19 Standards-Based Activity Biography "Veterans: American Heroes"	Day 20 Writing: Thank-You Note/Friendly Letter "Veterans: American Heroes"

THIS UNIT COVERS THE FOLLOWING COMMON CORE ELA STANDARDS: RI.3.1, RI.3.2, RI.3.3, RI.3.4, RI.3.5, RI.3.9, RL.3.1, RL.3.2, RL.3.3, RL.3.4, W.3.1, W.3.2, W.3.3

NOT SO WIMPY TEACHER

INCLUDES AN *at a glance* PAGE TO HELP WITH PLANNING.

# GETTING STARTED

## Teacher Directions & Tips

Close reading is an important skill for students to learn and helps students become independent readers and has the most meaning as possible.

This resource includes:

- anchor charts for both fiction and nonfiction texts
- student reference sheets to use during close reading
- an "At A Glance" plan for implementing the reading activities
- fiction and nonfiction reading passages
- reading comprehension questions
- standards-based reading activities
- read and respond writing pages

This resource can be used over the course of a month or your needs.

The close reading writing

### ANCHOR CHARTS

There are a variety of anchor charts that can be printed and displayed or projected for students to reference during close reading time. I have included anchor charts that explain the steps of close reading, as well as how to mark up the text during close reading time.

If this is the first time you have implemented close reading in the classroom, I would recommend modeling this reading strategy with students, repeatedly referencing the anchor charts often before having students practice it on their own.

### STUDENT REFERENCE SHEETS

You can print and allow students to use different formats to choose from, how to annotate or mark up the text as well as how you would like to refer to this

the text, skills, standards, and activity is planned out, and you

### FICTION & NONFICTION READING PASSAGES

Each month has a mix of rigorous fiction and nonfiction texts. Each text focuses on a different reading standard or skill. These passages were made with the intent that students would have the opportunity to circle, underline, add symbols, and annotate thoughts as they closely read. Passages include all types of topics, including science and social studies.

### READING COMPREHENSION QUESTIONS

Each close reading text has a set of standards-based reading comprehension questions that will have your students thinking deeply about the passage, as well as referring to the passage in search of text evidence that supports their answers.

### STANDARDS-BASED READING ACTIVITIES

Each passage has a standards-based activity that will have your students practicing specific reading skills while having fun and staying engaged. These activities might include filling in graphic organizers, deciphering a secret message, or matching parts of the story with vocabulary. The activities vary depending on the reading skill your students are working on.

### READ & RESPOND WRITING ACTIVITIES

Each text has a question that requires students to respond through their writing. These questions will have students analyzing the text and using it as evidence to support the answers they write.

NOT SO WINNY TEACHER

INCLUDES detailed teacher directions & tips