


JANUARY

COMPREHENSION

READING

PASSAGE

Activities



THE SNOW GLOBE MYSTERY

Mr. Thacker gave us a hard writing assignment that is due on Friday. We have to write about being trapped in a snow globe. I am also not very creative or unique. My sister has a lot of good ideas, so I am going to ask her for help.

On the way to my house, my friend Danny is telling me about his story.

"I am going to say that my parents brought me the snow globe from their vacation. While I'm going upstairs to my room, I see a snow globe." he mentions.

"Wow, Danny! That's cool."

"Thanks, Griffin, so he said."

"I am not sure yet. My sister said."

"Don't worry, man. I know what to do."

Once I get home, I walk to my room. I see a snow globe on the porch. I decide to take it.

That actually is not a good idea. I put some trees and a house in it. That is a good idea.

Suddenly, I hear my sister's voice.

"Hey, Griffin. What are you doing?"

"I was waiting for you to come up with ideas."

"Well, it looks like you did."

"Well, that's neat," I said.

"Well, that's neat," I said.

"Well, that's neat," I said.

"Well, that's neat," I said.

"Well, that's neat," I said.

"Well, that's neat," I said.

"Well, that's neat," I said.

"Well, that's neat," I said.

"Well, that's neat," I said.

"Well, that's neat," I said.

"Well, that's neat," I said.

"Well, that's neat," I said.

"Well, that's neat," I said.

"Well, that's neat," I said.

"Well, that's neat," I said.

"Well, that's neat," I said.

"Well, that's neat," I said.

"Well, that's neat," I said.

"Well, that's neat," I said.

"Well, that's neat," I said.

"Well, that's neat," I said.

"Well, that's neat," I said.

"Well, that's neat," I said.

"Well, that's neat," I said.

"Well, that's neat," I said.

"Well, that's neat," I said.

"Well, that's neat," I said.

"Well, that's neat," I said.

"Well, that's neat," I said.

"Well, that's neat," I said.

"Well, that's neat," I said.

"Well, that's neat," I said.

"Well, that's neat," I said.

"Well, that's neat," I said.

"Well, that's neat," I said.

"Well, that's neat," I said.

"Well, that's neat," I said.

"Well, that's neat," I said.

"Well, that's neat," I said.

"Well, that's neat," I said.

"Well, that's neat," I said.

"Well, that's neat," I said.

"Well, that's neat," I said.

"Well, that's neat," I said.

PHARMACISTS

SHORT ANSWER:

BACKWARD DAY

This morning when I woke up, I was excited to go to school! Our school is celebrating Backward Day today. We get to walk backward, wear our clothes backward, and even read our library books backwards! The only thing we can't do is talk backward. The teachers thought that might get a little too confusing.

As I got dressed, I put my shirt on inside out and turned it around. I didn't want the tag to irritate my skin. I decided to wear athletic shorts today so that I didn't have to button my shorts backward. We don't normally get to wear hats to school, but we could today. So, I flipped it inside out and put it on with the bill facing backward. Since I can't put tennis shoes on backwards, I just wore them on the wrong feet. I almost tripped walking to school. It's hard to walk with shoes on the wrong feet!

When I got to school, my teacher greeted me by saying, "Good morning, Nats!" I didn't know who she was talking to. I then realized she was saying my name backward. My friend Hannah was wearing a dress, and it was backward. She looked pretty silly. "Hey, Stan! Isn't this the coolest day ever?" Hannah said.

"Yeah, it's pretty cool. I'm going to have to get used to Mrs. Geraldo calling me Nats," I answered.

"My name backward is still Hannah, so not much changed for me," Hannah replied.

"Well, that's neat," I said.

BACKWARD DAY

special on backward day?

did at recess.


in the wrong feet?

Day.

d Day.

True False

True False



PHARMACISTS

Have you ever gotten sick and needed medicine to help you feel better? If so, your parents probably went to a pharmacy to get you medicine. Pharmacies sell medications, beauty products, and hygiene products. Some pharmacies may also sell food and greeting cards. A pharmacist works in the pharmacy, but they aren't a cashier. They are experts at medicines. They mix and measure different medicine that are prescribed by a doctor. Being a pharmacist may look easy, but it is a very important and serious job.

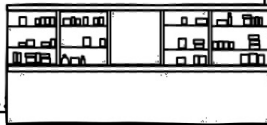
Pharmacists have to be very careful when they mix medications. They also have to know what types of medicines should and should not be taken at the same time. Pharmacists also have helpers. They are called Pharmacy technicians. These technicians can help count out the pills or measure the liquid medicine but only with the pharmacist as their guide. Most of the time, pharmacy technicians prepare certain medicines for the pharmacist or give directions to patients on how to take medication.

Pharmacists must have a certain college degree. They study a lot of chemistry. Medications are made of different chemicals. It is very important that pharmacists understand what the medications are made of. It is also important for pharmacists to know which medications patients should take if they have any allergies.

Pharmacists do more than just prepare medications. They can give vaccinations, or shots. They talk with doctors about the medications they give their patients.

If someone has questions about a medication, they can speak with the pharmacist. The pharmacist will explain how the medication works. He or she can also explain any possible side effects the medicine can cause. You can even ask them about medicines you see sold on the shelf. Some medication can be very expensive. If this happens, the pharmacist may show you a similar medication that isn't as pricey.

If you would like to work in the medical field, becoming a pharmacist may be the right choice for you. Pharmacists play an important part in caring for others. The next time you go to a pharmacy, be on the lookout for the medication heroes!



NOT TO WORRY TEACHER

NOT TO WORRY TEACHER

five fiction & nonfiction close reading passages with comprehension questions

COMPARE AND CONTRAST

Directions: Use the boxes below to compare and contrast emperor and Adelle' penguins.

EMPEROR PENGUINS	BOTH	ADELIE'

AUTHOR'S PURPOSE

Directions: Use the graphic organizer describe the author's purpose for writing the article about pharmacists.

DETAIL

DETAIL

DETAIL

PERSUASIVE WRITING

Prompt: Decide if you would rather have an emperor or Adelle' penguin as a pet. Write a persuasive writing to convince your parents why they should let you have the penguin as a pet. Use details from the passage to support your argument.

NARRATIVE WRITING

Prompt: Write a story about your class participating in Backward Day. What would you wear? How would your day be different than a regular day? How would your day stay the same?

EXPLANATORY WRITING

Prompt: Explain why pharmacists are important to the medical field. Use details from the text to support your response.

SEQUENCE OF EVENTS

Directions: Use the graphic organizer below to explain the important events that happen in the story.

1

FIRST

2

NEXT

3

THEN

4

THEN

5

FINALLY

STANDARDS-BASED
ACTIVITIES & WRITING PROMPTS
FOR EACH PASSAGE.

CLOSE READING

FICTION

Underline and the
character

CLOSE READING

NONFICTION

Put exclamation points
(!) next to details you
find interesting.

MARKING UP THE TEXT FICTION

- 1 Underline the characters and the setting.
- 2 Draw a ★ next to the problem and the solution.
- 3 Circle unfamiliar words or phrases.
- 4 Put a ? next to any part of the story you don't understand or have questions about.

3.

NOT SO WIMPY TEACHER

ANCHOR CHARTS FOR
TEACHERS & STUDENTS.

THE SNOW GLOBE MYSTERY

SHORT ANSWER:

1. Why is Griffin wanting to get home after school?

Griffin wants his sister to help him write his snow globe mystery.

CAUSE AND EFFECT

Directions: Using what you learned from the passage, complete the cause-and-effect organizer below.

CAUSE

Martin Luther King, Jr. received his doctorate from Boston College.

EFFECT

Martin Luther King, Jr. became the preacher of a Baptist church in Alabama.

CAUSE

Rosa Parks refused to give up her seat on the bus to a white man.

CAUSE

Martin Luther King, Jr. led a peaceful march to support African-American voting rights.

COMPARE AND CONTRAST

Directions: Use the boxes below to compare and contrast emperor and Adelie' penguins.

EMPEROR PENGUINS	BOTH	ADELIE' PENGUINS
Answers may vary. <ul style="list-style-type: none">Emperor penguins weigh between 48 and 80 pounds.They can stay underwater for 20 minutes.They live between 15 and 20 years.	Answers may vary. <ul style="list-style-type: none">They both have flipper-like wings.They have black bodies with white chests.They both eat fish.	Answers may vary. <ul style="list-style-type: none">Adelie' penguins weigh between 8 and 11 pounds.They mainly eat krill.They like to nest on land away from ice.

ANSWER KEYS FOR ACTIVITIES & QUESTIONS ARE INCLUDED.

JANUARY READING PASSAGES *at a glance*

Day 1 Close Reading Mark up the Text "Martin Luther King, Jr."	Day 2 Comprehension Questions "Martin Luther King, Jr."	Day 3 Standards-Based Activity Cause and Effect "Martin Luther King, Jr."	Day 4 Writing: Opinion "Martin Luther King, Jr."
Day 5 Close Reading Mark up the Text "Emperor and Adelie' Penguins"	Day 6 Comprehension Questions "Emperor and Adelie' Penguins"	Day 7 Standards-Based Activity Compare and Contrast "Emperor and Adelie' Penguins"	Day 8 Writing: Persuasive "Emperor and Adelie' Penguins"
Day 9 Close Reading Mark up the Text "Pharmacists"	Day 10 Comprehension Questions "Pharmacists"	Day 11 Standards-Based Activity Author's Purpose "Pharmacists"	Day 12 Writing: Explanatory "Pharmacists"
Day 13 Close Reading Mark up the Text "Backward Day"	Day 14 Comprehension Questions "Backward Day"	Day 15 Standards-Based Activity Problem and Solution "Backward Day"	Day 16 Writing: Narrative "Backward Day"
Day 17 Close Reading Mark up the Text "The Snow Globe Mystery"	Day 18 Comprehension Questions "The Snow Globe Mystery"	Day 19 Standards-Based Activity Sequence of Events "The Snow Globe Mystery"	Day 20 Writing: Narrative "The Snow Globe Mystery"

THIS UNIT COVERS THE FOLLOWING COMMON CORE ELA STANDARDS: RI.3.1, RI.3.2, RI.3.3, RI.3.4, RI.3.5, RI.3.9, RL.3.1, RL.3.2, RL.3.3, RL.3.4, W.3.1, W.3.2, W.3.3

NOT SO WIMPY TEACHER

Includes an at a glance page to help with planning.

GETTING STARTED

Teacher Directions & Tips

Close reading is an important skill for students to learn and helps students become independent readers and has the most meaning as possible.

This resource includes:

- anchor charts for both fiction and nonfiction texts
- student reference sheets to use during close reading
- an "At A Glance" plan for implementing the reading activities
- fiction and nonfiction reading passages
- reading comprehension questions
- standards-based reading activities
- read and respond writing pages

This resource can be used over the course of a month or your needs.

The close reading and writing

ANCHOR CHARTS

There are a variety of anchor charts that can be printed and displayed or projected for students to reference during close reading time. I have included anchor charts that explain the steps of close reading, as well as how to mark up the text during close reading time.

If this is the first time you have implemented close reading in the classroom, I would recommend modeling this reading strategy with students, repeatedly referencing the anchor charts often before having students practice it on their own.

STUDENT REFERENCE SHEETS

You can print and allow students to use different formats to choose from, how to annotate or mark up the text as well as how you would like to refer to this

the text, skills, standards, and activity is planned out, and you

FICTION & NONFICTION READING PASSAGES

Each month has a mix of rigorous fiction and nonfiction texts. Each text focuses on a different reading standard or skill. These passages were made with the intent that students would have the opportunity to circle, underline, add symbols, and annotate thoughts as they closely read. Passages include all types of topics, including science and social studies.

READING COMPREHENSION QUESTIONS

Each close reading text has a set of standards-based reading comprehension questions that will have your students thinking deeply about the passage, as well as referring to the passage in search of text evidence that supports their answers.

STANDARDS-BASED READING ACTIVITIES

Each passage has a standards-based activity that will have your students practicing specific reading skills while having fun and staying engaged. These activities might include filling in graphic organizers, deciphering a secret message, or matching parts of the story with vocabulary. The activities vary depending on the reading skill your students are working on.

READ & RESPOND WRITING ACTIVITIES

Each text has a question that requires students to respond through their writing. These questions will have students analyzing the text and using it as evidence to support the answers they write.

NOT SO WINNY TEACHER

INCLUDES detailed teacher directions & tips