



Not So Wimpy 2<sup>nd</sup> grade interactive grammar notebooks make it easy, effective, and engaging to teach grammar!

## DICTIONARY SKILLS

area - fair gaze - leap

local - pale poke - skill

The center of the doughnut was filled with grape jelly.

We played basketball at the center after school.

insist

shelter

benefit

mention

The middle of something

A place where activities happen

## ADVERBS

An adverb tells more about the verb in a sentence.

HOW?

I worked on my homework neatly.

WHEN?

Today, we learned about space!

WHERE?

He will plant the tree here.

Directions: Circle the adverb for each sentence. Under the flap, list a few more adverbs that could be used with the type of adverb on the flap.  
Ex: how: quickly, slowly, quietly, etc.

Not So Wimpy Teacher

## Collective nouns

A WORD GIVEN TO NAME A GROUP

geese

dirty clothes

bees

playing cards



# Table of Contents

The notebooks are listed in order of our suggested pacing, but you can use them in the order that works for you! Click on the lesson name to go directly to that page.

## Unit 1

Nouns .....	2
Verbs .....	3
Adjectives .....	4
Adverbs .....	5
Pronouns .....	6
Regular plural nouns .....	8
Types of sentences .....	9
Unit one review .....	10

## Unit 2

Irregular plural nouns .....	11
Common & proper nouns .....	12
Collective nouns .....	13
Possessive nouns .....	15
Reflexive pronouns .....	16
Contractions .....	17
Formal vs. informal language ..	18
Unit two review .....	19

## Unit 3

Conjunctions .....	20
Verb tenses .....	21
Irregular past tense verbs .....	22
Context clues .....	24
Simple & compound sentences .....	25
Compound words .....	26
Using adjectives & adverbs .....	27
Unit three review .....	28

## Unit 4

Commas in letter writing .....	29
Prefixes .....	30
Suffixes .....	31
Multiple meaning words .....	32
Shades of meaning .....	33
Dictionary skills .....	34
Spelling patterns .....	35
Unit four review .....	36

Find activities quickly with our linked table of contents!



Includes 34 standards-based interactive activities and an easy-to-use table of contents.



First Page

# TABLE OF CONTENTS

Topic

Nouns

Verbs

Adjectives

Adverbs

Pronouns

Regular Plural Nouns

Types of Sentences

## GRAMMAR Notebook



NOT SO  
wimpy  
Teacher

# Directions

### THIS RESOURCE INCLUDES:

- 34 interactive notebook activities
- Answer keys where applicable
- Student notebook covers and table of contents

### HOW TO USE THIS RESOURCE:

- Print and copy the activity for your class. I like to print my notebook activities using brightly colored paper!
- Students will cut out the interactive notebook activity and glue it into their grammar notebook. I have included notebook covers and a table of contents where students can notate the page number of each activity.
- Students will follow the directions on the page to complete each activity.
- Students can work independently or with a partner. If time permits, you can have students share an example that they have included in their notebook.
- Answer keys are included when possible. For activities where answers may vary, there will not be an answer key provided.



**Answer Key**

**Possessive Pronouns**

A possessive pronoun takes the place of a noun and shows ownership. Possessive pronouns include my, mine, our, ours, its, his, her, here, there, theirs, your, and yours.

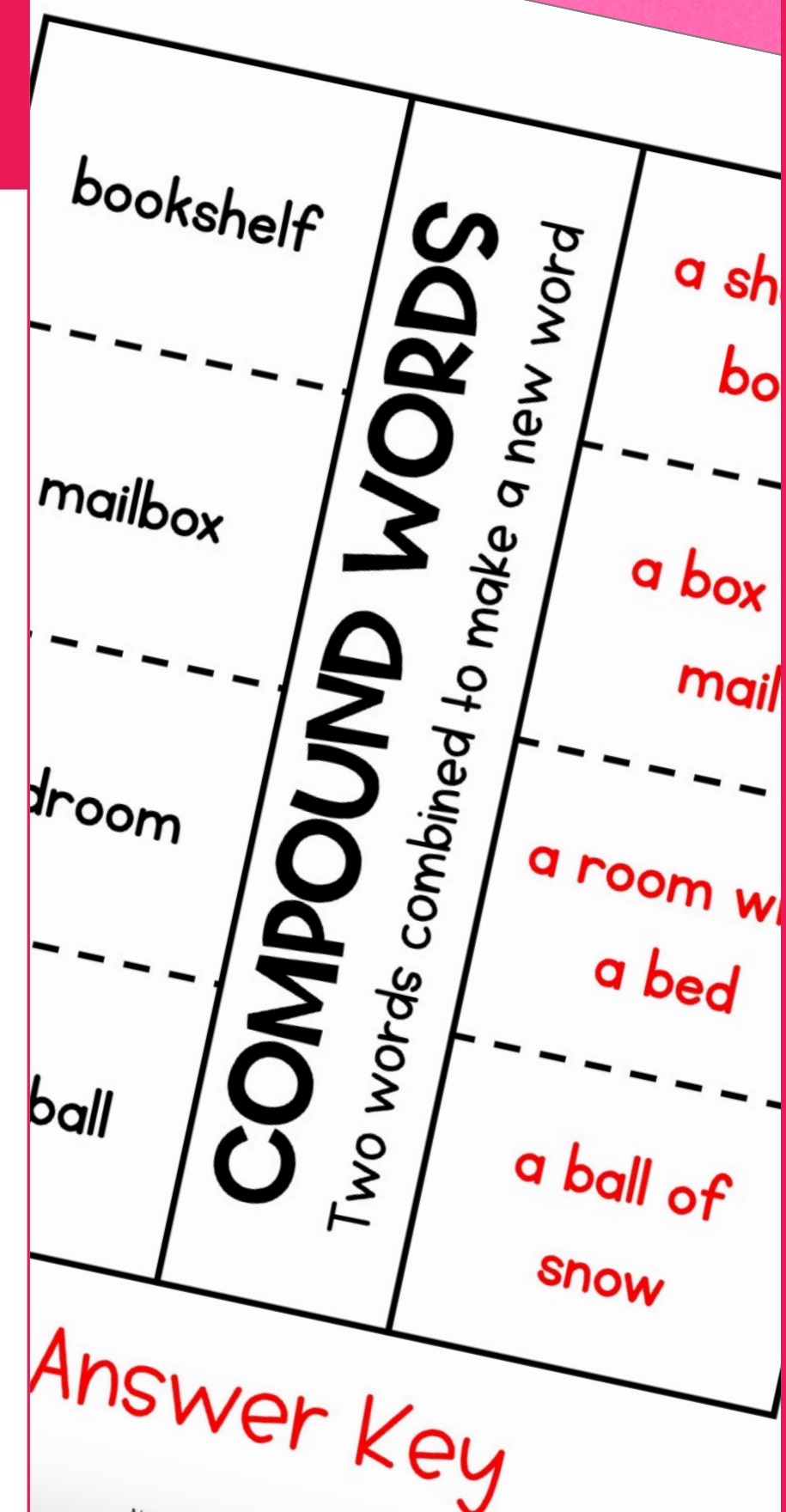
Its	Student's sentence should include mine
Yours	Student's sentence should include ours
Our	Student's sentence should include his
Their	Student's sentence should include her
My	Student's sentence should include your
Hers	Student's sentence should include theirs

Write the possessive pronoun used in the sentence under the flag.

Under each flag, write a sentence using the possessive pronoun.

Cut out the interactive notebook pieces and glue them into your notebook. Then, follow the directions to answer the questions under each flag.

Not So Wimpy Teacher



Includes answer keys, teacher directions, multiple student notebook covers, and two different versions of a student table of contents.



## PREFIXES

A prefix is added to the beginning of a root word.  
It changes the meaning of the word.

**Un-**

(not or the opposite of)

**Re-**

(again)

**Pre-**

(before)

**Dis-**

(not or the opposite of)

## MULTIPLE MEANING WORDS

Words that have more than one meaning

Evie brought her ball, bat, and mitt to the field.

I love to run and skip on the playground.

Harrison played in the grass in bare feet.

The flea was stuck in the dog's fur.

A black bat hung from the roof of the cave.

Carla had to skip the play because she was sick.

The bear caught three fish in the stream.

The mouse had to quickly flee from the cat.

Directions: Under each flap, write the meaning of the word.

Ex: My heart was beating in my chest. Chest = the torso.  
Ex: The treasure was in a chest. Chest = a wooden box.

Not So Wimpy Teacher

## TYPES OF NOUNS

COMMON NOUNS

Nouns that name a person, place, thing, or animal.

PROPER NOUNS

Nouns that give specific names to common nouns.

Directions are written on each page.


I like to print my notebook activities using brightly colored paper!






A verb

in action!



The detective...

bounced



The dog...

Perfect for whole group, small group, or independent practice.  
Ideal for differentiating learning.



# TYPES OF SENTENCES

## EXCLAMATORY

This sentence shows strong feeling and ends with an exclamation mark. (!)

## COMMAND

This sentence gives an order and ends with a period. (.)

## STATEMENT

This sentence simply tells about something and ends with a period. (.)

## QUESTION

This sentence asks something and ends with a question mark. (?)

Directions: Under the flap for each section, write a sentence to show an example of each type of sentence.

leaf

child

person

calf

Plural nouns that don't follow the regular rules

## IRREGULAR PLURAL NOUNS

And sometimes don't change their spelling

one deer

one fish

one moose

sheep



These notebooks are easy to use, taking only 10 minutes. The cuts are simple, and students follow the same routine throughout the year.