

# Teacher Directions

The activities in this unit are designed to take approximately 10 minutes per day.

Here is a schedule that I have created.

**Monday:** Teach a mini lesson using the PowerPoint

**Tuesday:** Practice the skill using the notebook activity

**Wednesday:** Incorporate writing using the writing activity

**Thursday:** Practice using a task card scoot\*

**Friday:** Assess with the provided assessment

\*The task card scoot MIGHT take your kids longer than 10 minutes.



# Monday: Mini Lesson

Use this time to introduce the weekly grammar skill. Use the provided PowerPoint. The lesson does encourage collaboration. It is important that students have a shoulder partner to share with.

The slides do ask students to come up with additional examples. You can just record these on the board if you like.

Slides can be printed if you want to have an anchor chart/poster for your classroom.



# Monday: Mini Lesson

## NOUNS >>>>

These words are nouns because they name a place!



Place

store party classroom  
LEGOLAND theater park



Tell your partner where your favorite place to visit is.

Not So Wimpy Teacher

## NOUNS >>>>

These words are nouns because they name a person!

person



teacher  
brother  
cousins  
John  
officer

Tell your partner who your favorite person is.

Not So Wimpy Teacher

Not So Wimpy Teacher

# Tuesday: Notebooks

Students will use this time to complete a notebook activity. The notebook activity is great practice and will become a resource that they can look back on all year.


Students can work independently or with a partner.

If time permits, you can have students share an example that they have included in their notebook.









# Tuesday: Notebooks



**A noun is a...**

| person  | place  | thing  | animal   |
|---|--|--|--|
|  |  |  |  |
| Your name:  | Place you are at right now:  | Thing you are using to write:  | Type of pet you would like:  |

# Wednesday: Writing

Today students will be taking their new language skill and incorporating it into their writing.

Simply use the PowerPoint provided to guide students as to what they should be writing.

Students will write independently, but then they will work with a partner to continue practicing their weekly skill.



# Wednesday: Writing

## NOUNS >>>>



Write a sentence  
using a noun that  
names a place.

## NOUNS >>>>



Write a sentence  
using a noun that  
names a **person**.

# Thursday: Task Cards

Today students will be practicing using task cards. Each student will need a recording sheet. You will need one set of the task cards for the class.

Spread the task cards around on the desks.

Students can start with the card closest to them and then scoot to the next card. It does not matter the order that they complete the cards and they can work at their own pace.

If needed, you can scoot with some of your lowest learners to offer support.

This can be a graded assignment or something that you discuss as a whole group.



# Thursday: Task Cards

Identify all the  
nouns in the  
sentence.

Snow falls on the  
field.

Identify all the  
nouns in the  
sentence.

The beetle hides by  
the tree.

6

Identify all the  
nouns in the  
sentence.

My mother gave me  
cookies.

9

# Friday: Assessment

## nouns

Name: \_\_\_\_\_

Draw a line to match the word to the type of noun.

- |                |        |
|----------------|--------|
| 1. soccer ball | person |
| 2. restaurant  | place  |
| 3. principal   | thing  |
| 4. monkey      | animal |

Circle or highlight every noun in the sentences below.

5. Thomas threw the ball up high.

backpack for school.

Today students will work independently to take an assessment.

The assessment is on a half sheet to save paper!

An answer key is included.

