

QUESTIONS

ANSWER ALL PARTS

Some questions actually include more than one part. Make sure to answer the ENTIRE question!

Example:

Where and when did the story take place?

QUESTIONS

RESTATE

When answering a question, start by restating part of the question. I should know what the question was just by reading the answer.

QUESTIONS

You try:

What is the setting of the story?

Type

Why was Matt angry?

Type

Where was Jill hiding?

Type

Not So Wimpy Teacher

QUESTIONS

Let's practice!

The doctor keeps saying that the shot will not hurt. Mom keeps telling me that the shot will keep me from getting sick later. I hear them, but I am still nervous! The doctor asks if I am ready. I look at Mom and she gives me a nod. I close my eyes and tell the doctor that I am as ready as I will ever be. A moment later, I hear a wrapper. I open my eyes just as the doctor is putting a Band-Aid on my arm. He's already done! I didn't feel a thing! I can't believe I was so nervous over something so small.

Did the shot hurt the author?

Type

What is another question you could ask about the text?

Question: Type

Answer: Type

Not So Wimpy Teacher

Interactive Google slides to introduce skills

Fiction CHARACTER

Write a definition of

HONEST

Type

BRAVE

Type

CLEVER

Type

RUDE

Type

Fiction CHARACTER TRAITS

What trait best describes the character? Write the trait under each story.

Dustin gets very nervous when his teacher calls on him because he doesn't like talking in front of the class.

Type

Hannah is always telling her sisters what to do. She tells them to do chores like she thinks she is their mom.

Type

Tyler is doing fantastic in school. The work isn't always easy, but Tyler never gives up. He always gives his all.

Type

The puppy loves to play fetch. He is always running around the house with a toy in his mouth.

Type

Two Digital Interactive Notebooks

2

ANSWER MATCH

Read the passage below. Then, match the answers from the right with the correct question.

"Dang! I forgot to buy the potatoes for dinner tonight," Mira heard her mom say.

Mira wanted to help. She grabbed a grocery bag and headed to her neighbor's house.

"Do you have any potatoes that we can have for our dinner?" she asked when Mr. Jenkins answered the door. He gave Mira a sad look and went to the kitchen to grab the potatoes for her.

Mira went to every house on her street asking for potatoes. She had so many that she had to bring them home in her wagon. Mira's mom looked surprised when she saw the filled wagon. "Where did you get those?" she asked.

"I asked all of the neighbors to give us potatoes," Mira replied.

Mom's face turned pink as she said, "I know that you wanted to help, but now all of the neighbors will think that we are too poor to feed our kids! It's embarrassing. We have to take them back."

1. Why did Mira's Family need potatoes?
2. Why was Mira using her wagon?
3. What did Mom and Mira do with the potatoes?
4. Why do they have to take the potatoes back?
5. Where did Mira go to get the potatoes?
6. Why did Mira go to all of her neighbors' houses?

- She had to bring them home in her wagon.
- They asked all of the neighbors to give us potatoes.
- Mom's face turned pink as she said, "I know that you wanted to help, but now all of the neighbors will think that we are too poor to feed our kids! It's embarrassing. We have to take them back."
- Mira's mom looked surprised when she saw the filled wagon.
- Mira went to every house on her street asking for potatoes.
- Mira wanted to help.

3

WRITE THE ANSWER

Use the text from the previous page to answer the questions in complete sentences.

1. What time of day is the birthday party? How do you know?

Type _____

2. Why did the lifeguard close the pool?

Type _____

3. Does the author have fun at her party? How do you know?

Type _____

4. Do they play any games at the birthday party? How do you know?

Type _____

5. Why is the house a mess the next morning?

Type _____

6. How long did it take to plan this birthday party?

Type _____



4

COLOR ANSWERS

Read the passage below. Then, read the questions and highlight the answer in the color given.

Kaleb slept through his alarm and quickly got ready for school. There was no time to eat breakfast. He rushed out the door so fast that he left his science homework on his desk in his room. Since he didn't have his homework, Kaleb's teacher had him sit against the wall while the rest of the class had recess.

Not only was Kaleb constantly coughing and sneezing, but he ran into even more bad luck on his way home. The wind was so strong that it knocked his hat right off his head and into a puddle. After that, a biker who was traveling super fast sped right by Kaleb and knocked him off his feet. He grabbed his hat and sighed. Nothing was going right for Kaleb today!

When he got home and opened the door, his puppy Max ran toward him and Kaleb smiled. He quickly changed out of his wet clothes and took some cold medicine that his mom gave him. The rest of the evening was spent cuddling with Max. It was a great ending to a terrible day.

1. Why didn't Kaleb get ready for school?

2. What happened to Kaleb's hat?

3. Who is Max?

4. Why did Kaleb have to get ready?

5. How did Kaleb spend his evening?

5A

READING RESPONSE - PART A

Choose a fiction picture book and carefully read the text. Then, write two questions that could be answered after reading your book. Answer each question using the RACE strategy to include evidence from the text.

Book: _____

Question: _____

Answer: _____

Question: _____

Answer: _____

CHECKING MY WORK ✓

- I completely answered the question.
- I restated part of the question in my answer.
- I used evidence from the text to prove my answer.
- I edited my work for spelling and punctuation.




Five Interactive Digital Reading Centers

SWEET

Character

THE BORROWED BOOK

Character Traits - Fiction



TEAM

tion



Sweet Tooth

Read the story below and answer

* Required

The Borrowed Book

Read the story below and answer the questions.

* Required

Email address *

Your email

Email address *

Your email

Sweet Tooth

Claire and her grandma were checking the words she'd been waiting to hear a afternoon."

A smile spread across Claire's face. He that she had a "sweet tooth" just like h Bakery to drool over the tempting choi

The Borrowed Book

Sophia looked at the cover of her book, put it down, and began to cry. "Mrs. Smith is going to be so upset with me. What am I going to tell her?" Sophia thought. She knew how important it was to show responsibility when borrowing a book from her classroom library. She had just asked Mrs. Smith on Friday if she could take the book home over the weekend. She had promised to bring it back to school on Monday. Now, she sat on the edge of her bed and worried that her teacher would not understand that her younger brother had gotten hold of the book and had colored all over the cover.

child in his family and always wore the ily, and he simply did not put much each other, Mason was small

ey rode the bus at the beginning of the trip.

Three Google Form Assessments

ASSIGNING WORK ON GOOGLE CLASSROOM


There are two types of files in this resource, slides (centers, notebook, and presentations) and Forms (the assessments.) While you can assign multiple files in one Google Classroom assignment, the Forms will not import grades if they are assigned with other work. I recommend assigning forms separately for best results.

BEFORE YOU BEGIN

You will need to have your Google Classroom set up and have the files from this resource saved in your drive. Need more help with Google Classroom? See the [Google Classroom Teacher Center](#) for more instructions.

STEP 1

From the "Classwork" page on Google Classroom, create a new assignment.



STEP 2

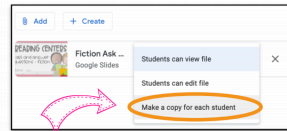


ASSIGNING WORK ON GOOGLE CLASSROOM

(p. 2)

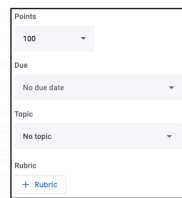
STEP 3

If you are assigning a Google Slides resource (the centers, interactive notebook, or presentation), use the drop down next to the file you attached to choose "Make a copy for each student." Google Forms (the assessment passages) do not require you to make a copy for each student.



STEP 4

Adjust the point value, topic, and due date however you'd like. Make sure all the students are selected (unless you are assigning to a small group).



STEP 5

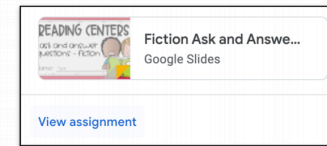
Click "Assign" to post the assignment immediately.



VIEWING STUDENT WORK IN CLASSROOM

STEP 1

Use the Classwork page to navigate to the assignment. Click "View assignment."



STEP 2

On the "Student Work" page, you will see every student's work. Click on any of them to open up the review page. For Google Forms resources (the assessment passages), just click on the form itself to view responses.



*Note: If student's work shows as Missing, this

VIEWING STUDENT WORK IN CLASSROOM

For Google Slides Resources (Forms see next page):

STEP 3

Clicking any student's work will take you to the review screen. Here, you can check their work, provide grades and feedback, and return it to the student.



Teacher Directions for Assigning and Viewing Student Work

Downloading the Centers as a POWERPOINT

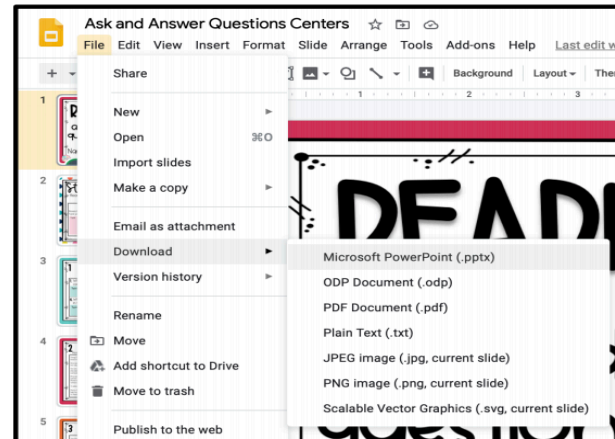
Does your school use Microsoft Teams or another PowerPoint-compatible platform? You can download the Google Slides as a PowerPoint!

STEP 1

Open the centers in Google Slides.

STEP 2

Click File, Download, and select Microsoft PowerPoint. This will download the file for you to assign to your students!



Teacher Directions for Downloading as a PowerPoint

READING CENTERS

character traits

fiction



Name: _____
Type: _____



Fiction CHARACTER TRAITS

Write a definition or example under each term.

HONEST

Type _____

LONELY

Type _____

BRAVE

Type _____

BUSY

Type _____

CLEVER

Type _____

ATHLETIC

Type _____

RUDE

Type _____

CURIOUS

Type _____

GREEDY

Type _____

LAZY

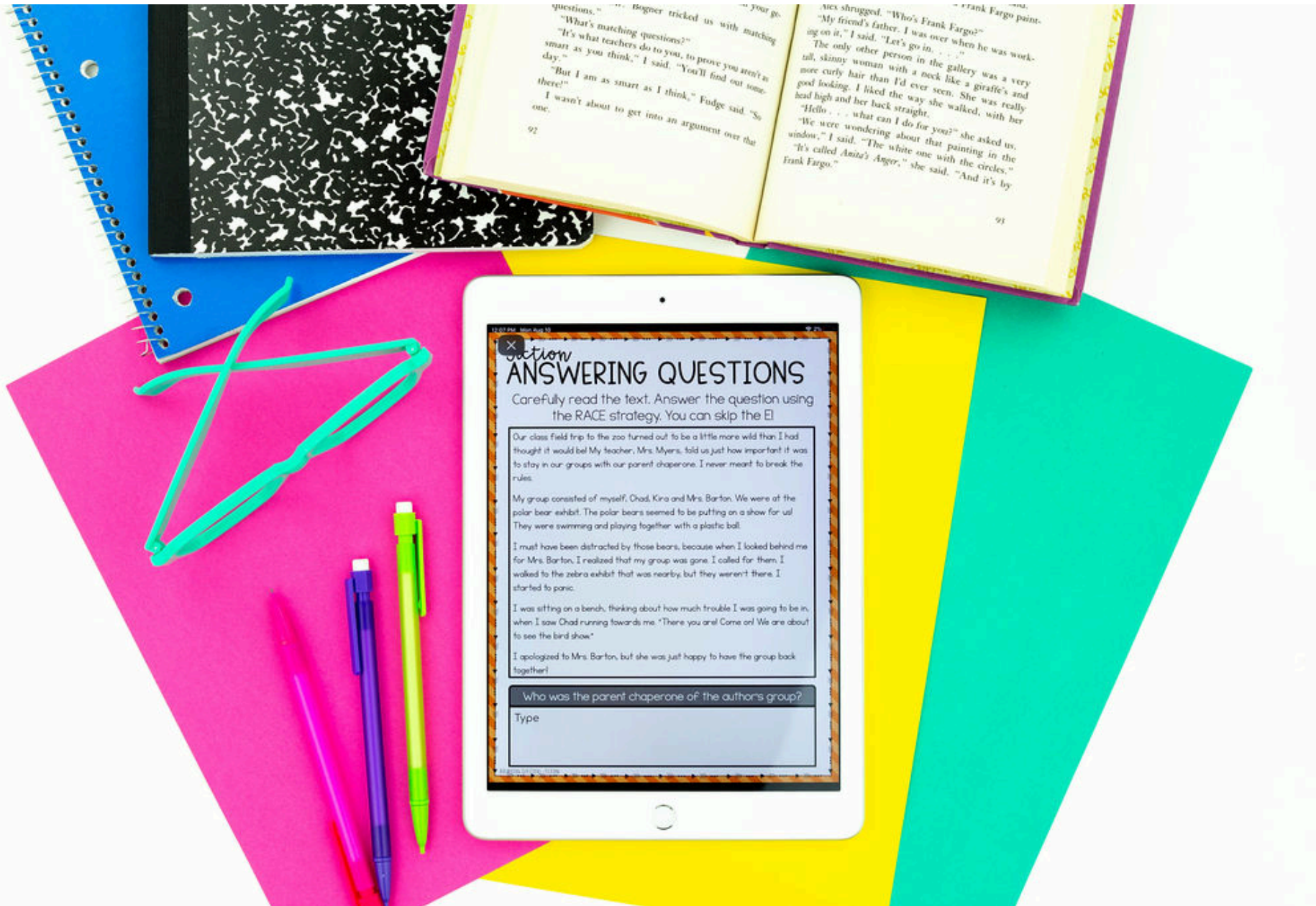
Type _____

RESPONSIBLE

Type _____

SHY

Type _____



11:07 AM Mon Aug 10

Section ANSWERING QUESTIONS

Carefully read the text. Answer the question using the RACE strategy. You can skip the EI

Our class field trip to the zoo turned out to be a little more wild than I had thought it would be! My teacher, Mrs. Myers, told us just how important it was to stay in our groups with our parent chaperone. I never meant to break the rules.

My group consisted of myself, Chad, Kira and Mrs. Barton. We were at the polar bear exhibit. The polar bears seemed to be putting on a show for us! They were swimming and playing together with a plastic ball.

I must have been distracted by those bears, because when I looked behind me for Mrs. Barton, I realized that my group was gone. I called for them. I walked to the zebra exhibit that was nearby, but they weren't there. I started to panic.

I was sitting on a bench, thinking about how much trouble I was going to be in, when I saw Chad running towards me. "There you are! Come on! We are about to see the bird show."

I apologized to Mrs. Barton, but she was just happy to have the group back together!

Who was the parent chaperone of the author's group?

Type

© 2013 Pearson Education, Inc.