

Teacher Directions

The activities in this unit are designed to take approximately 10 minutes per day.

Here is a schedule that I have created.

Monday: Teach a mini lesson using the PowerPoint

Tuesday: Practice the skill using the notebook activity

Wednesday: Incorporate writing using the writing activity

Thursday: Practice using a task card scoot*

Friday: Assess with the provided assessment

*The task card scoot MIGHT take your kids longer than 10 minutes.



Monday: Mini Lesson

Use this time to introduce the weekly grammar skill. Use the provided PowerPoint. The lesson does encourage collaboration. It is important that students have a shoulder partner to share with.

The slides do ask students to come up with additional examples. You can just record these on the board if you like.

Slides can be printed if you want to have an anchor chart/poster for your classroom.



Monday: Mini Lesson

Concrete and Abstract

Examples of

concrete noun

dog house mom tree M

Can you think of more examples of concrete nouns?

Common & Proper Nouns

For example:

COMMON NOUN	PROPER NOUN
restaurant	McDonald's
boy	Samuel
team	Yankees

Do you notice anything different about the first letters of proper nouns?

Tuesday: Notebooks

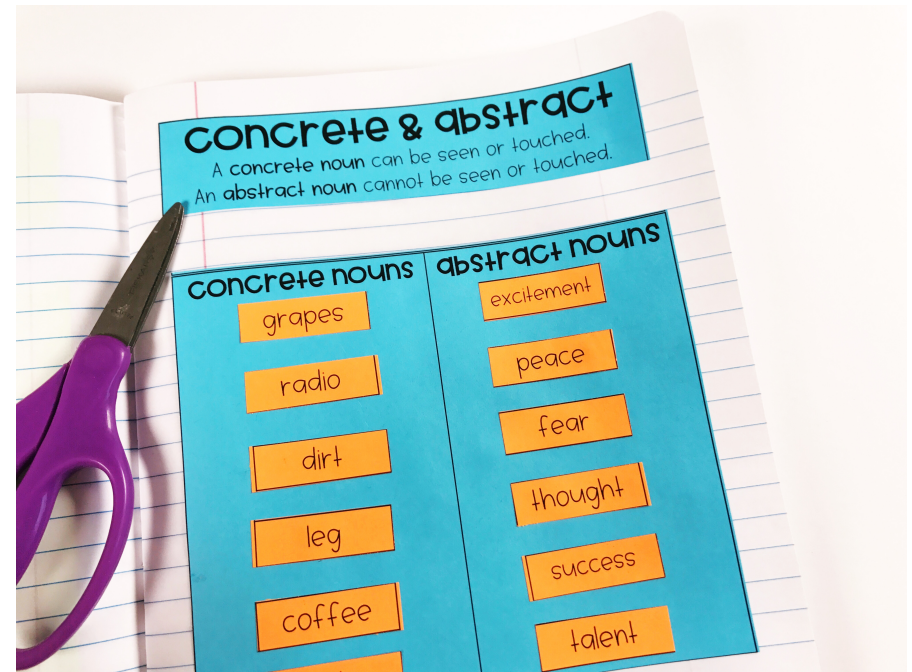
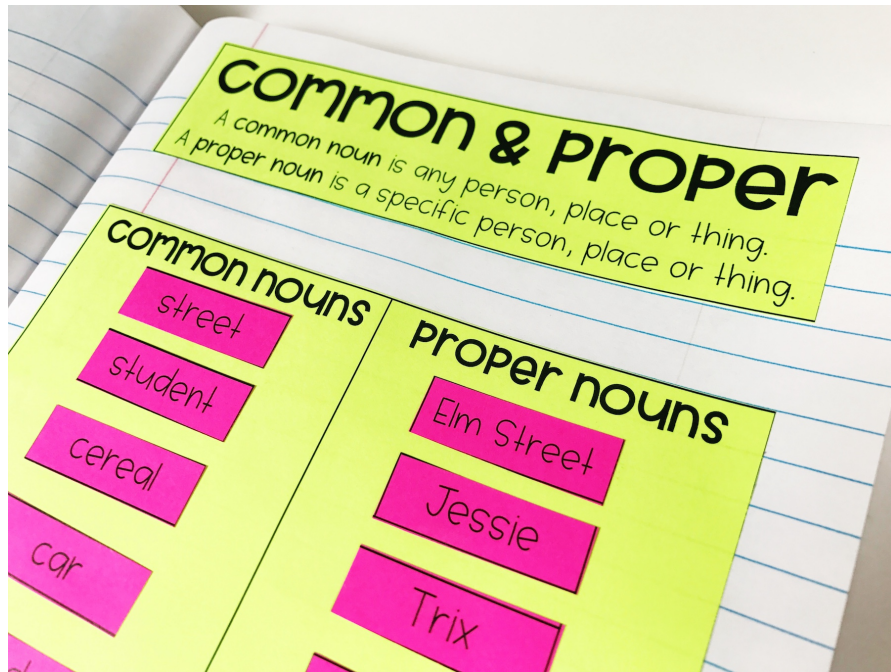
Students will use this time to complete a notebook activity. The notebook activity is great practice and will become a resource that they can look back on all year.

Students can work independently or with a partner.

If time permits, you can have students share an example that they have included in their notebook.



Tuesday: Notebooks



Wednesday: Writing

Today students will be taking their new language skill and incorporating it into their writing.

Simply use the PowerPoint provided to guide students as to what they should be writing.

Students will write independently, but then they will work with a partner to continue practicing their weekly skill.



Wednesday: Writing

Common & Proper Nouns

Write at least three sentences about your favorite book or a book you are currently reading.

Remember to include some proper nouns in your writing!

Common & Proper Nouns

Trade papers with your partner. **Circle** all of the **proper nouns** in their writing. **Underline** the **common nouns**.

Thursday: Task Cards

Today students will be practicing using task cards. Each student will need a recording sheet. You will need one set of the task cards for the class.

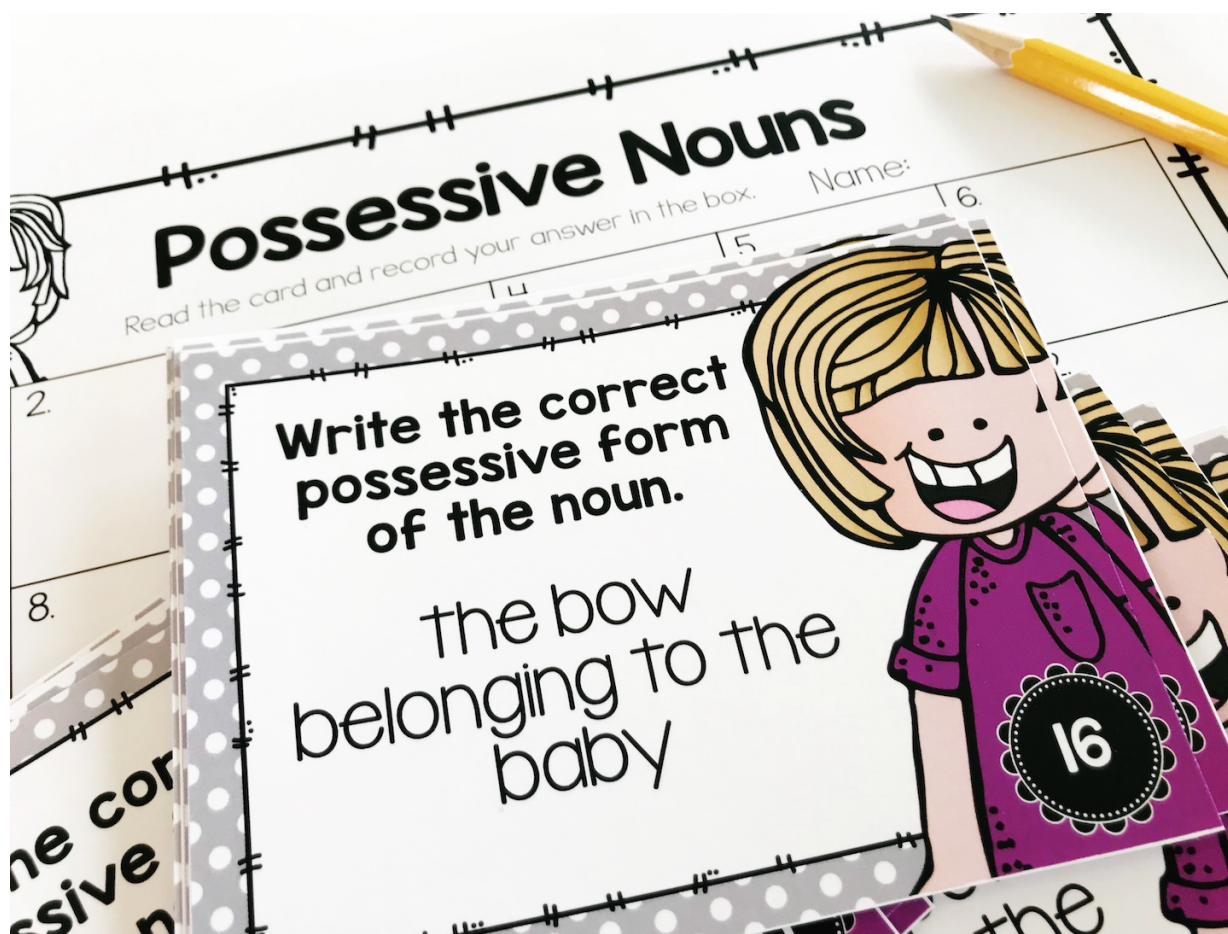
Spread the task cards around on the desks.

Students can start with the card closest to them and then scoot to the next card. It does not matter the order that they complete the cards and they can work at their own pace.

If needed, you can scoot with some of your lowest learners to offer support.

This can be a graded assignment or something that you discuss as a whole group.

Thursday: Task Cards



Friday: Assessment

verb tenses

Name: _____

Is the underlined verb in the past, present or future tense?

1. He finished his homework after school.
2. The cat is meowing because she is hungry.
3. Mom prepared my favorite dinner.
4. We will visit Grandma over summer break.
5. The baby cries because she is tired.
6. The nurse will check your temperature.
7. I asked my mom if I could play outside.

Today students will work independently to take an assessment.

The assessment is on a half sheet to save paper!

An answer key is included.

