

# Teacher Directions

The activities in this unit are designed to take approximately 10 minutes per day.

Here is a schedule that I have created.

**Monday:** Teach a mini lesson using the PowerPoint

**Tuesday:** Practice the skill using the notebook activity

**Wednesday:** Incorporate writing using the writing activity

**Thursday:** Practice using a task card scoot\*

**Friday:** Assess with the provided assessment

\*The task card scoot MIGHT take your kids longer than 10 minutes.



# Monday: Mini Lesson

Use this time to introduce the weekly grammar skill. Use the provided PowerPoint. The lesson does encourage collaboration. It is important that students have a shoulder partner to share with.

The slides do ask students to come up with additional examples. You can just record these on the board if you like.

Slides can be printed if you want to have an anchor chart/poster for your classroom.



# Monday: Mini Lesson

## COMMAS IN A SERIES

We use **commas in a series** when three or more words or phrases are written in one sentence. We separate the words with commas.

Not So Wimpy Teacher & The Primary Gal

## COMMAS BEFORE CONJUNCTIONS

A **conjunction** links two like things together.

Whisper to your partner to tell them what a conjunction is.

Not So Wimpy Teacher & The Primary Gal

# Tuesday: Notebooks

Students will use this time to complete a notebook activity. The notebook activity is great practice and will become a resource that they can look back on all year.

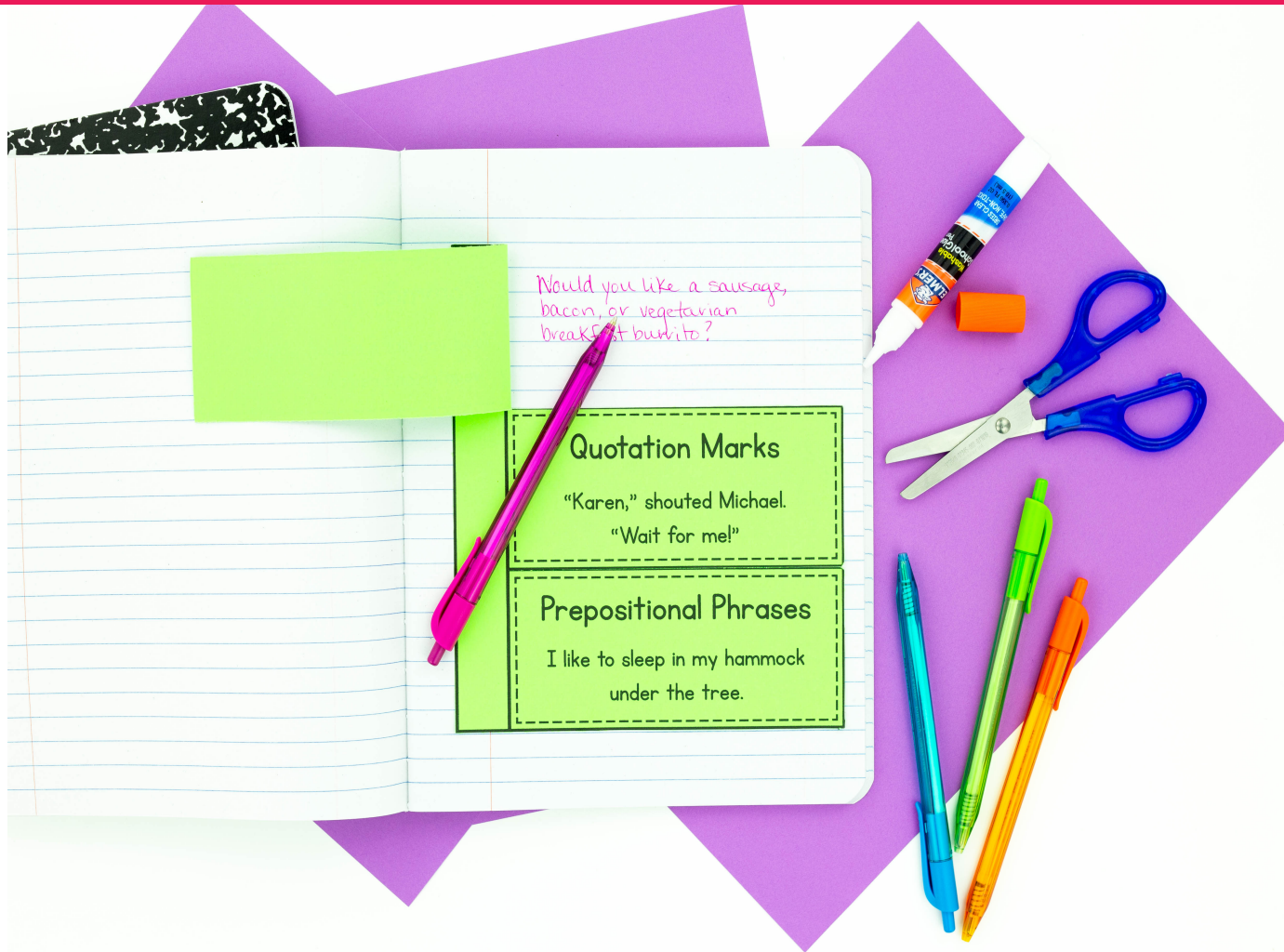
Students can work independently or with a partner.

If time permits, you can have students share an example that they have included in their notebook.





# Tuesday: Notebooks



Would you like a sausage,  
bacon, or vegetarian  
breakfast burrito?

## Quotation Marks

"Karen," shouted Michael.  
"Wait for me!"

## Prepositional Phrases

I like to sleep in my hammock  
under the tree.

# Wednesday: Writing

Today students will be taking their new language skill and incorporating it into their writing.

Simply use the PowerPoint provided to guide students as to what they should be writing.

Students will write independently, but then they will work with a partner to continue practicing their weekly skill.



# Wednesday: Writing

## QUOTATION MARKS

Write at least three

sent

telli

yo

Rememb

## PREPOSITIONAL PHRASES

Write at least three sentences that tell about your favorite place to read.

Remember to include several prepositional phrases in your writing.

## COMMAS BEFORE CONJUNCTIONS

Write at least three sentences about a problem that you have had.

Remember to include a sentence with a comma before the conjunction.

Not So Wimpy Teacher © The Primary Six

Not So Wimpy Teacher © The Primary Six

# Thursday: Task Cards

Today students will be practicing using task cards. Each student will need a recording sheet. You will need one set of the task cards for the class.

Spread the task cards around on the desks.

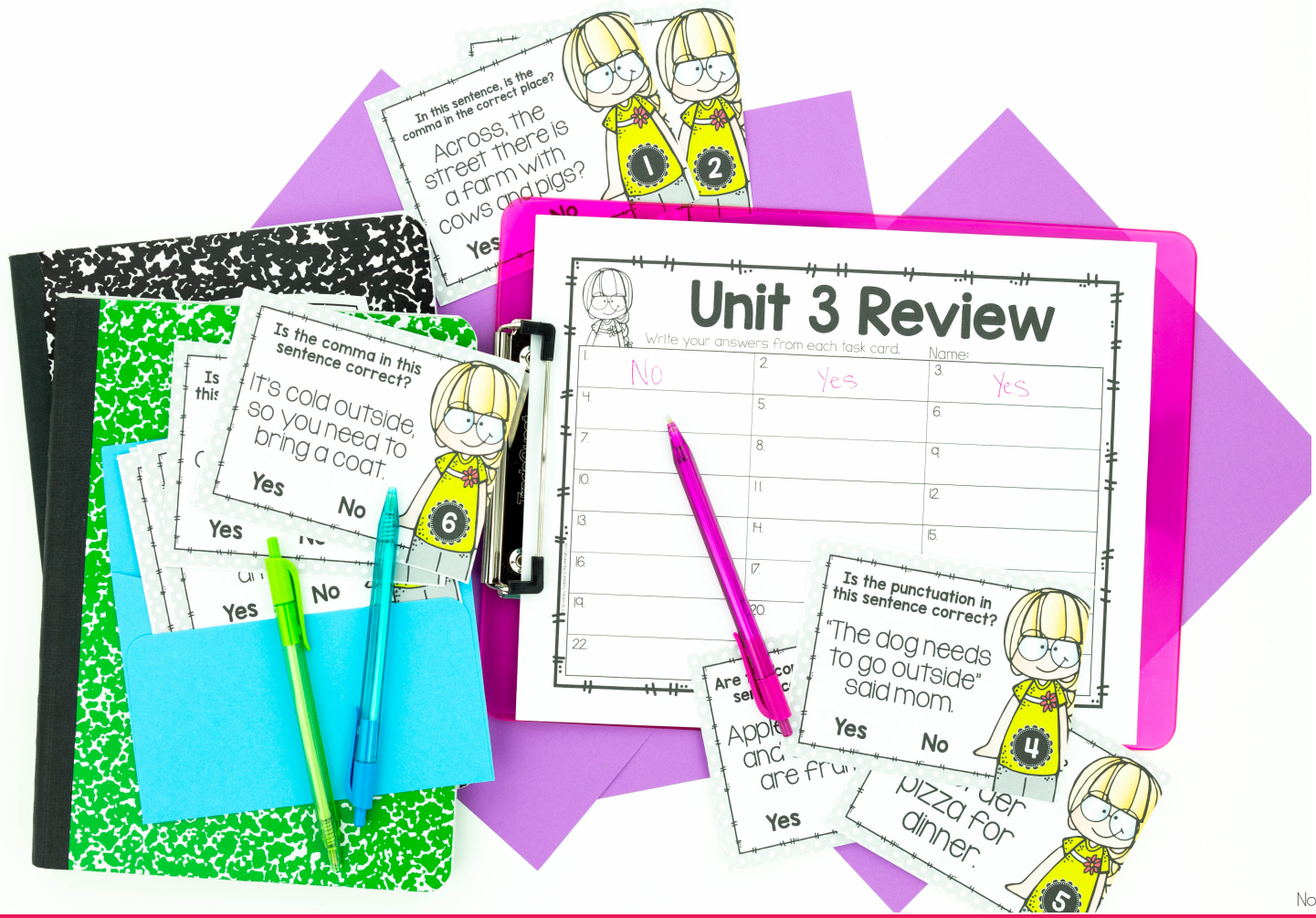
Students can start with the card closest to them and then scoot to the next card. It does not matter the order that they complete the cards and they can work at their own pace.

If needed, you can scoot with some of your lowest learners to offer support.


This can be a graded assignment or something that you discuss as a whole group.



# Thursday: Task Cards



# Friday: Assessment



**COMMAS & PREPOSITIONAL PHRASES**  
Underline the prepositional phrase.

Name: \_\_\_\_\_

1. Across the, street there's a playground I like to go to with my friends.	Yes	No
2. Through the door you'll, find my room.	Yes	No
3. Until the rain stops, we can't go outside.	Yes	No
4. In kindergarten I, learned to whistle.	Yes	No
5. Beyond the hills, a farm sits by the river.	Yes	No
6. After practice, I will want to stop for food.	Yes	No
7. Throughout the winter the, animals sleep.	Yes	No
8. _____ an ice cream	Yes	No

Today students will work independently to take an assessment. The assessment is on a half sheet to save paper!

An answer key is included.





# Language Unit 3

Commas in a series

Commas before conjunctions

Commas and quotation marks Pt. 1

Commas and quotation marks Pt. 2

Prepositional phrases Pt. 1

Prepositional phrases Pt. 2

Commas after prepositional phrases

Unit 3 Review