

# Teacher Directions

The activities in this unit are designed to take approximately 10 minutes per day.

Here is a schedule that I have created.

**Monday:** Teach a mini lesson using the PowerPoint

**Tuesday:** Practice the skill using the notebook activity

**Wednesday:** Incorporate writing using the writing activity

**Thursday:** Practice using a task card scoot\*

**Friday:** Assess with the provided assessment

\*The task card scoot MIGHT take your kids longer than 10 minutes.



# Monday: Mini Lesson

Use this time to introduce the weekly grammar skill. Use the provided PowerPoint. The lesson does encourage collaboration. It is important that students have a shoulder partner to share with.

The slides do ask students to come up with additional examples. You can just record these on the board if you like.

Slides can be printed if you want to have an anchor chart/poster for your classroom.



# Monday: Mini Lesson

## COMMAS IN A SERIES

We use **commas in a series** when three or more words or phrases are written in one sentence. We separate the words with commas.

Not So Wimpy Teacher © ThePrimarySig

## COMMAS IN A SERIES

Pick a list below.  
Use the words in a sentence.

List A

apples  
bananas  
oranges  
pears

List B

basketball  
softball  
soccer  
football

Not So Wimpy Teacher © ThePrimarySig

# Tuesday: Notebooks

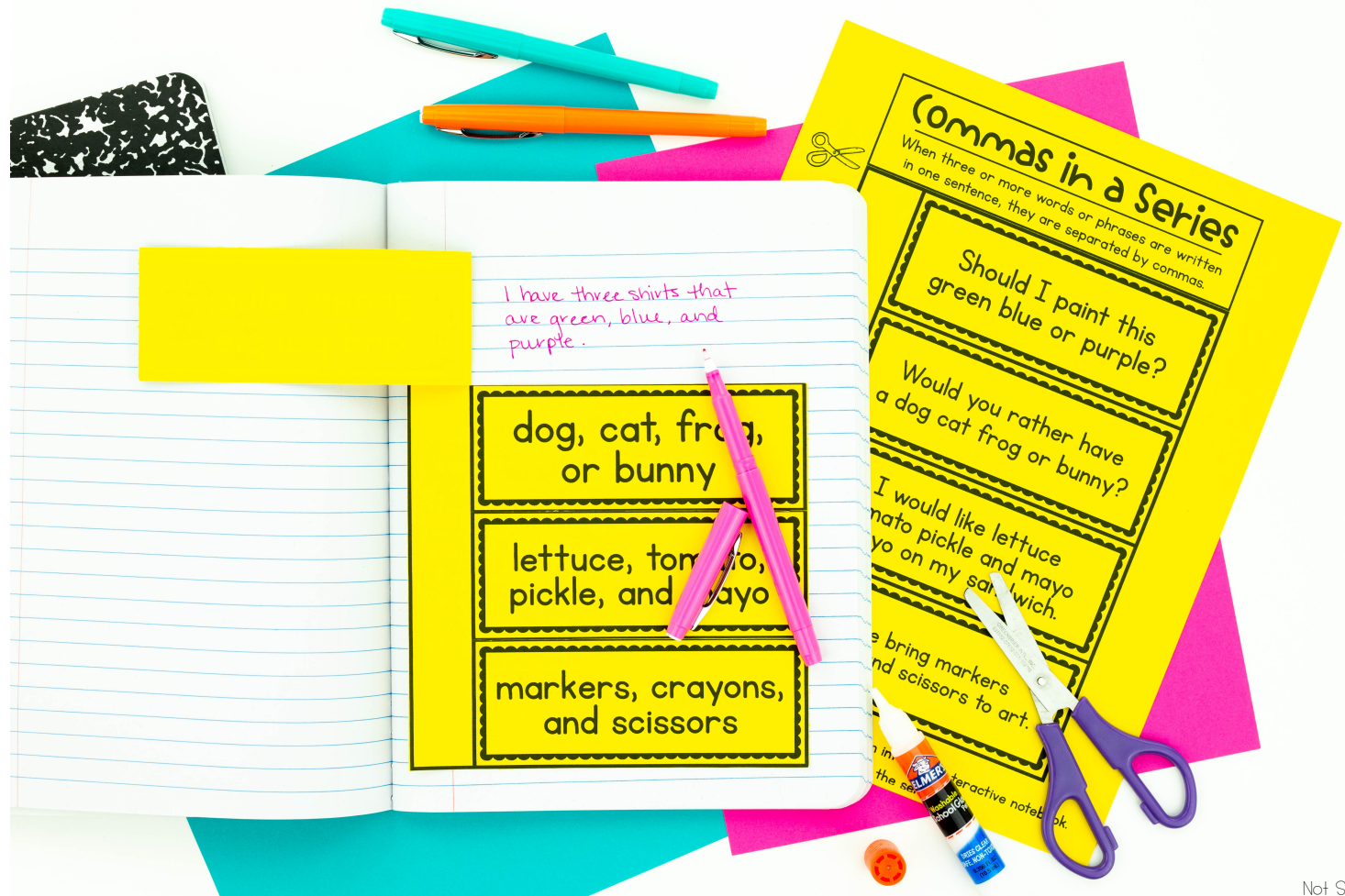
Students will use this time to complete a notebook activity. The notebook activity is great practice and will become a resource that they can look back on all year.

Students can work independently or with a partner.

If time permits, you can have students share an example that they have included in their notebook.



# Tuesday: Notebooks



# Wednesday: Writing

Today students will be taking their new language skill and incorporating it into their writing.

Simply use the PowerPoint provided to guide students as to what they should be writing.

Students will write independently, but then they will work with a partner to continue practicing their weekly skill.



# Wednesday: Writing

## COMMAS IN A SERIES

Trade papers with your partner. Circle all of the commas in their writing.

Did they add commas in the correct places?

Not So Wimpy Teacher © TheWimpyKid

## COMMAS IN A SERIES

Write at least three sentences about your favorite TV channel or author.

Remember to include a sentence with a series of commas.

Not So Wimpy Teacher © TheWimpyKid

# Thursday: Task Cards

Today students will be practicing using task cards. Each student will need a recording sheet. You will need one set of the task cards for the class.


Spread the task cards around on the desks.

Students can start with the card closest to them and then scoot to the next card. It does not matter the order that they complete the cards and they can work at their own pace.


If needed, you can scoot with some of your lowest learners to offer support.

This can be a graded assignment or something that you discuss as a whole group.

# Thursday: Task Cards



# Friday: Assessment



## COMMAS IN A SERIES

Are these sentences written correctly?

Name: \_\_\_\_\_

1. The rainbow is red, orange, yellow, green, blue, and purple.	Yes	No
2. The pizza came with cheese pepperoni, and sausage.	Yes	No
3. Would you like it cold warm or hot?	Yes	No
4. Coloring, hiking, and swimming are my favorite things to do.	Yes	No
5. It was a cold, snowy and windy winter day.	Yes	No
6. Is her hair curly wavy, or straight?	Yes	No
7. The soft, fuzzy, and heavy blanket kept me	Yes	No

Today students will work independently to take an assessment. The assessment is on a half sheet to save paper!

An answer key is included.

