

# Teacher Directions

The activities in this unit are designed to take approximately 10 minutes per day.

Here is a schedule that I have created.

**Monday:** Teach a mini lesson using the PowerPoint

**Tuesday:** Practice the skill using the notebook activity

**Wednesday:** Incorporate writing using the writing activity

**Thursday:** Practice using a task card scoot\*

**Friday:** Assess with the provided assessment

\*The task card scoot MIGHT take your kids longer than 10 minutes.



# Monday: Mini Lesson

Use this time to introduce the weekly grammar skill. Use the provided PowerPoint. The lesson does encourage collaboration. It is important that students have a shoulder partner to share with.

The slides do ask students to come up with additional examples. You can just record these on the board if you like.

Slides can be printed if you want to have an anchor chart/poster for your classroom.



# Monday: Mini Lesson

## IRREGULAR VERB TENSES

catch → caught  
forget → forgot  
sting → stung

All the verbs listed are **irregular verbs**. They do not follow the standard rule for past tense.

Not So Wimpy Teacher

## IRREGULAR VERB TENSES

An **irregular verb** is any verb that does not follow the standard rule to form the past tense.

Not So Wimpy Teacher

Not So Wimpy Teacher

# Tuesday: Notebooks


Students will use this time to complete a notebook activity. The notebook activity is great practice and will become a resource that they can look back on all year.

Students can work independently or with a partner.

If time permits, you can have students share an example that they have included in their notebook.



# Tuesday: Notebooks



**Irregular Verb Tenses**

An irregular verb is any verb that does not follow the standard rule to form the past tense.

choose	catch
creep	dig
sting	forget
teach	wake
freeze	grow

# Wednesday: Writing

Today students will be taking their new language skill and incorporating it into their writing.

Simply use the PowerPoint provided to guide students as to what they should be writing.

Students will write independently, but then they will work with a partner to continue practicing their weekly skill.



# Wednesday: Writing

## IRREGULAR VERB TENSES

Write at least three sentences using the past tense form of as many irregular verbs from the list as you can.

choose catch creep dig sting forget teach wake freeze grow

## REGULAR VERB TENSES

papers with your partner. Circle the regular verbs in your partner's writing.

# Thursday: Task Cards

Today students will be practicing using task cards. Each student will need a recording sheet. You will need one set of the task cards for the class.

Spread the task cards around on the desks.

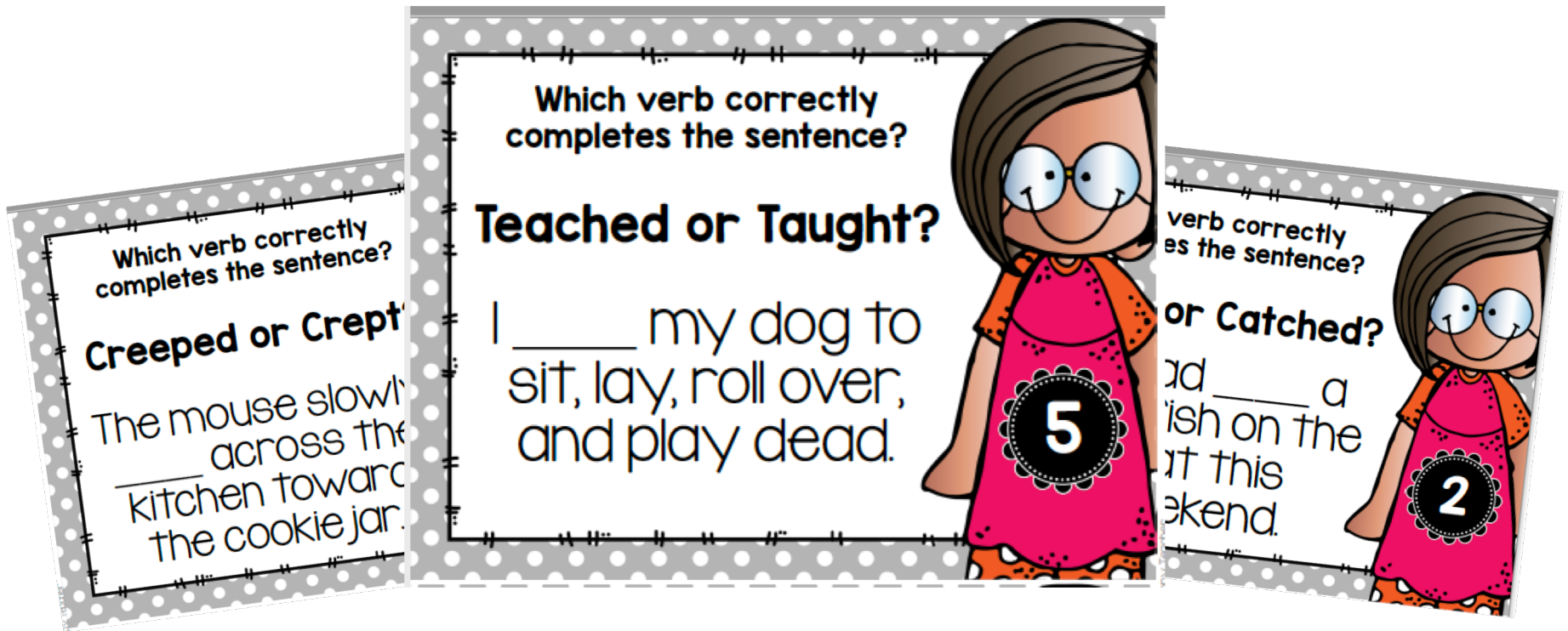
Students can start with the card closest to them and then scoot to the next card. It does not matter the order that they complete the cards and they can work at their own pace.

If needed, you can scoot with some of your lowest learners to offer support.

This can be a graded assignment or something that you discuss as a whole group.



# Thursday: Task Cards




The image displays three task cards arranged in a row, each featuring a cartoon girl character with brown hair, glasses, and a pink dress with a large number on the front. The cards are set against a grey background with a white polka-dot border.

**Card 1 (Left):** The girl has the number 2 on her dress. The text reads: "Which verb correctly completes the sentence?" followed by "Creeped or Crept?" and "The mouse slowly \_\_\_\_\_ across the kitchen toward the cookie jar."

**Card 2 (Middle):** The girl has the number 5 on her dress. The text reads: "Which verb correctly completes the sentence?" followed by "Teached or Taught?" and "I \_\_\_\_\_ my dog to sit, lay, roll over, and play dead."

**Card 3 (Right):** The girl has the number 2 on her dress. The text reads: "Which verb correctly completes the sentence?" followed by "Caught or Caught?" and "I had \_\_\_\_\_ a fish on the \_\_\_\_\_ at this weekend."

# Friday: Assessment



## IRREGULAR VERB TENSES

Read the sentence. Circle the verb that correctly completes the sentence.

Name: \_\_\_\_\_

1. I _____ our dinner for tonight; ham with mashed potatoes.	choosed chose
2. The kindergarteners _____ three butterflies with their net.	caught catched
3. My brother _____ a moat around his sandcastle at the beach.	digged dug
4. It _____ when I got a shock from the staticky carpet.	stung stinged
5. The jaguar _____ along the jungle floor, hunting its prey.	creeped crept
6. Erika _____ to take her cat to the vet yesterday.	forgot forgeted
_____ how to make wood _____	taught teached

Today students will work independently to take an assessment. The assessment is on a half sheet to save paper!

An answer key is included.