

Teacher Directions

The activities in this unit are designed to take approximately 10 minutes per day.
Here is a schedule that I have created.

Monday: Teach a mini lesson using the PowerPoint

Tuesday: Practice the skill using the notebook activity

Wednesday: Incorporate writing using the writing activity

Thursday: Practice using a task card scoot*

Friday: Assess with the provided assessment

*The task card scoot MIGHT take your kids longer than 10 minutes.



Monday: Mini Lesson

Use this time to introduce the weekly grammar skill. Use the provided PowerPoint. The lesson does encourage collaboration. It is important that students have a shoulder partner to share with.

The slides do ask students to come up with additional examples. You can just record these on the board if you like.

Slides can be printed if you want to have an anchor chart/poster for your classroom.



Monday: Mini Lesson

HOMOPHONES

HOMOPHONES

same sound

Not So Wimpy Teacher © ThePrimaryKit

HOMOPHONES

Which homophone would correctly complete each sentence?

I like all fruits _____ pears.
a.) accept b.) except

Will you _____ my apology?
a.) accept b.) except

Not So Wimpy Teacher © ThePrimaryKit

Tuesday: Notebooks

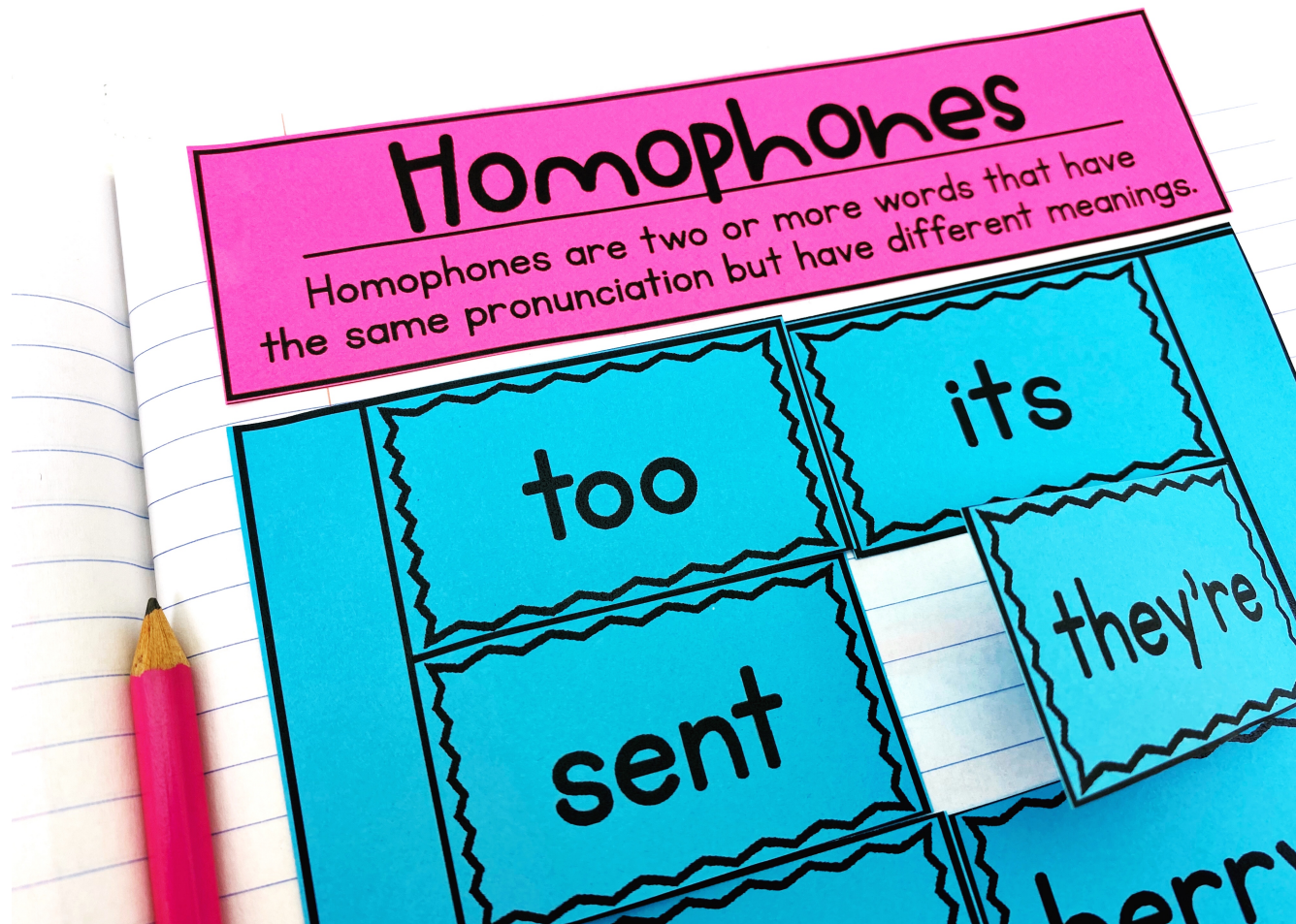
Students will use this time to complete a notebook activity. The notebook activity is great practice and will become a resource that they can look back on all year.

Students can work independently or with a partner.

If time permits, you can have students share an example that they have included in their notebook.



Tuesday: Notebooks



Wednesday: Writing

Today students will be taking their new language skill and incorporating it into their writing.

Simply use the PowerPoint provided to guide students as to what they should be writing.

Students will write independently, but then they will work with a partner to continue practicing their weekly skill.



Wednesday: Writing

HOMOPHONES

Write one sentence that includes a set of homophones.

Example: Can you **hear** the teacher over **here**?

Not So Wimpy Teacher © The Primary Owl

HOMOPHONES

Trade papers with your partner. **Circle** the **homophones** in their sentence.

Did they use their homophones correctly?

Not So Wimpy Teacher © The Primary Owl

Thursday: Task Cards

Today students will be practicing using task cards. Each student will need a recording sheet. You will need one set of the task cards for the class.


Spread the task cards around on the desks.

Students can start with the card closest to them and then scoot to the next card. It does not matter the order that they complete the cards and they can work at their own pace.


If needed, you can scoot with some of your lowest learners to offer support.

This can be a graded assignment or something that you discuss as a whole group.

Thursday: Task Cards



Friday: Assessment



HOMOPHONES

Which word correctly completes the sentence?

Name: _____

1. I wished for that _____.	to	too
2. The _____ moved from our country.	immigrants	emigrants
3. What is _____ name?	their	there
4. The teacher is reading a book _____.	allowed	aloud
5. We are going _____ for dinner.	they're	there
6. _____ shirt is this?	whose	who's
		its

Today students will work independently to take an assessment. The assessment is on a half sheet to save paper!

An answer key is included.