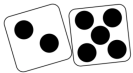


## WORD PROBLEMS

Carefully read the word problem. Solve and record in your book. Don't forget the



## ROLL A PROBLEM



### STEP 1

- Roll the dice
- Record largest number possible

52¢



## AM OR PM

Write the time in digital form. Circle AM or PM using the clues.



3:00 AM PM

Snack Time

Center 10



# 'S TIME & MONEY MATH CENTERS



## MAKING TIME

Draw the hour hand and the minute hand on the clocks to make them show the time on the card.

Center 4



## PAST OR TIL THE HOUR

Record the time using the minutes past the hour or the minutes til the next hour.

2:55 → 5 minutes til 3



## PAST OR TIL THE HOUR A

5:30



## MAKING CHANGE

The card shows how much money you have. Spin once to see how much money you are spending. Then, figure out how much change you



A. 81¢      D. 94¢

Center 7      Center 7



Student recording book designed to save paper and allows student choice to complete the ten centers in any order they wish.

# MATH JOURNAL

Read the question carefully.  
Use words, numbers and  
pictures to show your answer.  
Be sure to write in  
complete sentences.



Sean has 5 dimes, a quarter,  
three nickels, and two pennies in  
his piggy bank. He wants to buy a  
new pencil box that costs one  
dollar. Sean thinks he has enough  
money saved, but his sister says  
he needs to save more  
money. Who is correct?  
Explain how you know.

Center 1



# 1 MATH JOURNAL

Blank space for writing.

Lined space for writing.



A constructive response math journal prompt is included. The question asks students to use a picture and explain the reasoning for their answer.

# 8 TRUE OR FALSE

True	False



True



False



1:50



8:55



3:45

## TRUE OR FALSE

Sort the cards under the TRUE and FALSE headings. Times that match are True. Times that do not match are False. Record in your book in any order.

Center 8




Several different matching sorts are included

# 6 HOW MUCH MONEY?


A.	B.
C.	D.
E.	

HOW MUCH MONEY? A



Center 6

HOW MUCH MONEY? E




Center 6

# 9 MATCH THE TIME

A.	B.	C.
D.	E.	F.
G.	H.	I.

MATCH THE TIME A



Center 9

2:05

5:35

1:15

Each center has a fun and engaging way for students to review their math skills






# 6 HOW MUCH MONEY?

A.	B.
C.	D.
E.	

## HOW MUCH MONEY? A

## HOW MUCH MONEY? E




Center 6

Center 6

# 9 MATCH THE TIME

A.	B.	C.
D.	E.	F.
G.	H.	I.

## MATCH THE TIME A



Center 9

2:05

5:35

1:15



Black and white versions of each center also included