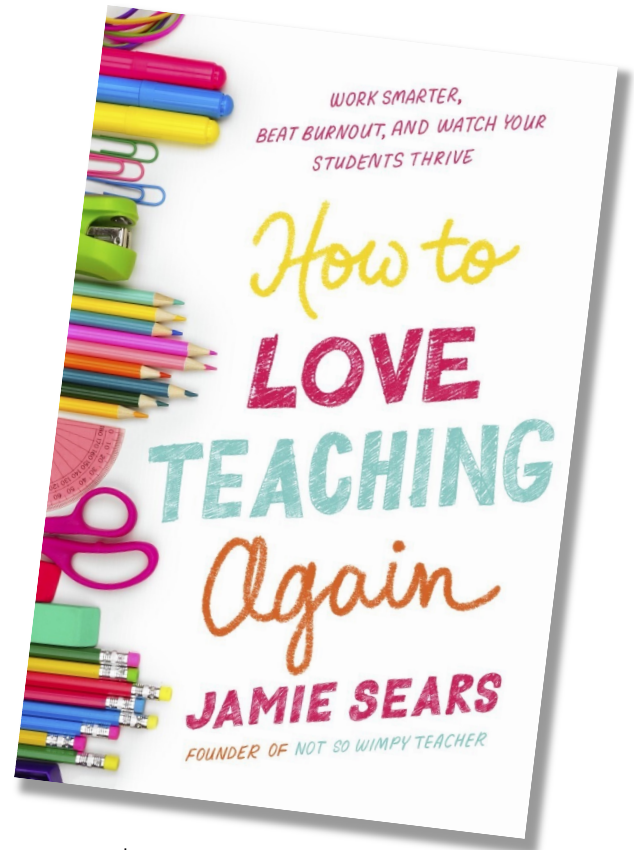


Getting Started

Here are some tips to start your own How to Love Teaching Again Book Club!

- Make sure every member has a copy of the book.
- Provide a reading schedule for the book ([here](#) are some suggested schedules).
- Meet once per week for approximately 30 minutes to discuss the reading and reflection questions for each chapter (found on pages 5-13 of this document).
- Appoint someone to be the facilitator during these group discussions.
- Encourage members to share their aha moments or wins.
- Guide conversations to focus more on what CAN be done or changed, instead of letting complaining or venting pull the discussion down.
- At the end of your book club, encourage members to sign up for the [21-day challenge!](#)
- Consider asking your admin if book club can count toward PD credit!



If you can only do one thing...



This book is filled with actionable steps to simplify your teaching life and help you fall in love with teaching again. But if you need to start small and you only have time to implement one idea from each chapter, I've notated these items at the bottom of each chapter's reflection page. You'll find them next to this clock symbol! Be sure to check in with your book club about your progress!

Schedules

You can track your book club progress here. Fill in the table with the dates your group will meet. Each week, check that you have completed the reading, answered the reflection questions, and implemented the "If you can only do one thing..." suggestion at the end of each chapter.

8-week Schedule

Week	Date	Chapters to Read	Read	Reflect	One Thing
1		Chapter 1			
2		Chapter 2			
3		Chapter 3			
4		Chapter 4			
5		Chapter 5			
6		Chapter 6			
7		Chapter 7			
8		Chapter 8			

I have signed up for the 21-day challenge in Chapter 9!

Schedules

You can track your book club progress here. Fill in the table with the dates your group will meet. Each week, check that you have completed the reading, answered the reflection questions, and implemented the “If you can only do one thing...” suggestion at the end of each chapter.

6-week Schedule

Week	Date	Chapters to Read	Read	Reflect	One Thing
1		Chapters 1 & 2			
2		Chapter 3			
3		Chapter 4			
4		Chapter 5			
5		Chapters 6 & 7			
6		Chapter 8			

I have signed up for the 21-day challenge in Chapter 9!

Schedules

You can track your book club progress here. Fill in the table with the dates your group will meet. Each week, check that you have completed the reading, answered the reflection questions, and implemented the "If you can only do one thing..." suggestion at the end of each chapter.

4-week Schedule

Week	Date	Chapters to Read	Read	Reflect	One Thing
1		Chapters 1 & 2			
2		Chapter 3 & 4			
3		Chapter 5 & 6			
4		Chapter 7 & 8			

I have signed up for the 21-day challenge in Chapter 9!

Chapter 1

The Standards for Being a Great Teacher

Which of these myths do you most relate to?

- Myth 1: Good teachers work long hours.
- Myth 2: If you do more, you'll be a great teacher.
- Myth 3: Good teachers have students who have high test scores.

Are there any other myths about being a great teacher that you have believed?



Define what "success" means to you.

Success for me is being a/an _____ teacher
who _____ while
working only _____ hours per week so that I can _____

Chapter 2

Ditch Your To-do List

How would your week change if you were to plan what you will finish rather than plan what you will work on?

What will be your biggest challenge when it comes to planning for your plan time? How can you overcome this challenge?

What are some tasks that you can delegate in your classroom?

Schedule tasks by how long they take to complete.



Chapter 3

Batch Your Lesson Plans

Which lesson plan batching style will work best for you?

- 5-week recipe
- Unit recipe

Where are you putting lesson plan batching on your calendar?

What daily and weekly routines do you have in place in your classroom?
What subjects still need better routines?

Do you want to collaborate with teammates to create lesson plans?
If so, what boundaries do you want to put into place to make the collaboration successful and productive?

Choose a batching plan and commit to it by adding it to your calendar.



Chapter 4

Simplify How You Teach

What is one strategy that you want to implement to strengthen your relationship with students?

Think about the systems in your classroom for pencils, bathroom breaks, classroom jobs, and centers. Do any of these systems need to be simplified? What changes will you make?

What is one simple way you currently add fun to the classroom?

What is your favorite subject to teach?

Make a list of things you do when teaching that subject that are working.

- _____
- _____
- _____
- _____
- _____
- _____
- _____

How can you use your list above to help fall in love with your least favorite subject?

Spend more time teaching procedures.



Chapter 5

Grading

Is there anything that you currently grade that you want to stop grading?

Where will you put grading on your calendar?

How do you informally assess your students? Are there any informal assessment ideas that you want to start implementing in your class?

Do you want/have to give homework? How will you make it easy enough to complete independently in as little time as possible?

Stop grading homework.



Chapter 6

Keep Your Eyes on Your Own Paper

Have you ever felt like you needed to measure up to a mentor teacher or a teacher you follow on social media? How did this make you feel?

What is one new thing that you want to try in the classroom?

What tips would you give a teacher who is moving grade levels or schools?

Stop comparing yourself to other teachers.



Chapter 7

Boundaries

What are your new work hours?

When would you leave the teaching profession?

Can you commit to only answering emails during your work hours?
Why or why not?

Do you have a positivity squad? If so, how does your positivity squad help you as a teacher?

If not, what steps will you take to find your positivity squad?

Remove your work email from your phone and personal devices.



Chapter 8

Not So Wimpy Wins

What are some of your teaching wins from this past week? Is it easy or difficult to identify your own wins?

How do you celebrate student wins in your classroom?

Start an accomplishment bank.



Chapter 9


Your End-of-Unit Assignment

Sign up for the 21-day challenge at [notsowimpyteacher.com/bookresources!](https://notsowimpyteacher.com/bookresources/)


DAY	TASK	COMPLETED
1	Write down your new definition of success.	
2	Decide which planner you are going to use.	
3	Set your work hours.	
4	Brain dump and classify.	
5	Schedule to finish.	
6	Pace yourself.	
7	Batch.	
8	Make routines your friend.	
9	Go back to the basics.	
10	Audit your systems.	
11	Make small groups and centers easier to manage.	
12	Play favorites.	
13	Make it fun.	
14	Grade less.	
15	Keep it informal.	
16	Put it on the calendar.	
17	Ask for help.	
18	Set your boundaries.	
19	Join our squad.	
20	Celebrate good times!	
21	Spread the good news.	

Resources


All of the following resources mentioned in *How to Love Teaching Again* can be downloaded at www.notsowimpyteacher.com/bookresources.
Read more about each resource on the indicated book page numbers.



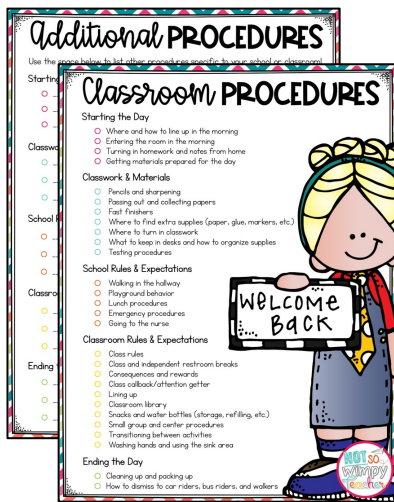
Grades 2-5 Pacing Guides
Page 64




Sub Plan Templates
Page 77




Lesson Plan Templates
Page 79



Classroom Procedures
Page 97



Classroom Games
Page 116



TPT Business Guide
Page 158

Certificate of Completion

presented to



*For completing the following
book club:*

How to Love Teaching Again

Jamie Sears

Jamie Sears, Not So Wimpy Teacher Curriculum Author

Date

About the Author



Hi, I'm
**Jamie
Sears**

I'm a fun-loving mom, wife, entrepreneur, and forever a teacher at heart.

After several years in the classroom, my passion to make learning fun and effective for students and teachers alike inspired me to start [Not So Wimpy Teacher](#).

Now I have the honor of serving over 250,000 2nd-5th grade teachers around the world by providing easy-to-use, hands-on resources, and engaging professional development that helps students love learning and teachers love teaching.

I'd love to connect with you! You can find me on all the platforms below or email jamie@notsowimpyteacher.com!



www.notsowimpyteacher.com