

The graphic features a central black banner with the text 'Lesson Plan Templates'. Above and below the banner are white rectangular areas with dashed borders, each containing a hole punch on the left and horizontal blue lines for writing. A vertical pink line is on the left of each white area. Four colorful highlighters (cyan, pink, yellow, and orange) are scattered across the page, overlapping the white areas and the black banner. The cyan highlighter is on the left, the pink one is in the middle, and the yellow and orange ones are on the right.

# Lesson Plan Templates

# Lesson Plan Directions

The following document contains a variety of sample lesson plan templates for you to use in your classroom!

- Start with a basic template that fits your needs. I've included templates for both 4- and 5-day weeks, as well as templates for different numbers of subjects or class periods. Once you've chosen a basic template, you can begin customizing!
- Type or write any recurring activities that are always the same. For example, if you always do grammar task cards on Thursdays and spelling assessments on Fridays, put these on your template first.
- Add in any recurring elements specific to your various curricula or standards. You might write "Lesson #\_\_\_\_\_" or "Page #\_\_\_\_\_" or "Standard \_\_\_\_\_."
- Save all of the above on your template, then duplicate that page each week. The goal is to never waste time writing or retyping something!

**LESSON Plans** Week of: \_\_\_\_\_

Monday	Objective					
	Materials/Activity					
Tuesday	Objective					
	Materials/Activity					
Wednesday	Objective					
	Materials/Activity					
Thursday	Objective					
	Materials/Activity					
Friday	Objective					
	Materials/Activity					

**LESSON Plans** Week of: November 14-18

	Grammar	Reading	Writing	Spelling	Math	Science/S.S.
Monday	Objective Verb Tenses	Introduce Context Clues	Lesson 15 Informational Writing Leads/Introductions	Week 24 Closed Syllables	Lesson 25 Tape Diagrams	Introduce Water Cycle
Materials/Activity	• PowerPoint	• story "Toasts"	• anchor chart • mentor text • printable	• PowerPoint • spelling notebooks	• PowerPoint • PS/HW/ET	• KWL chart • video
Tuesday	Objective Verb Tenses	Context Clues Close Read	Lesson 17 Informational Writing Topic & Concluding Sent	Week 24 Closed Syllables	Lesson 31 Arrays	Water Cycle
Materials/Activity	• interactive notebook activity	• story "Toasts" • comprehension questions/wkst	• anchor chart • mentor text • printable	• interactive notebook activity	• PowerPoint • PS/HW/ET	• draw water cycle • science notebooks • colored pencil
Wednesday	Objective Verb Tenses	Context Clues	Lesson 18 Informational Writing Word choice	Week 24 Closed Syllables	Lesson 38 Arrays	Water Cycle
Materials/Activity	• PPT	• interactive notebook activity	• anchor chart • mentor text • printable	• task card scoot	• PowerPoint • interactive wkst • PS/HW/ET	• vocabulary game
Thursday	Objective Verb Tenses	Context Clues	Lesson 19 Informational Writing Adding details	Week 24 Closed Syllables	Lesson 32 Division or Multiplication	Water Conservation
Materials/Activity	• task card scoot	• story "What happened to the dinosaurs?"	• anchor chart • mentor text • printable	• practice worksheet	• PowerPoint • PS/HW/ET	• water cycle writing prompt
Friday	Objective Verb Tenses	Context Clues	Lesson 20 Informational Writing Transitions	Week 24 Closed Syllables	Lesson 33 Review	Water Cycle
Materials/Activity	• assessment	• reading centers	• anchor chart • mentor text • printable	• assessment	• board game	• make a terrarium


Use the printable versions on the following pages, or click the link to download an editable version!

GET THE EDITABLE VERSION!



# Sample Lesson Plan


LESSON Plans		Week of:				
	Grammar	Reading	Writing	Spelling	Math	Science/S.S.
Monday	Objective			Lesson: _____ Informational Writing	Week: _____	Lesson: _____
	Materials/ Activity	• PowerPoint	• PowerPoint • story:		• PowerPoint • spelling notebooks	
Tuesday	Objective			Lesson: _____ Informational Writing	Week: _____	Lesson: _____
	Materials/ Activity	• interactive notebook activity	• story:		• interactive notebook activity	
Wednesday	Objective			Lesson: _____ Informational Writing	Week: _____	Lesson: _____
	Materials/ Activity	• PPT • writing activity	• interactive notebook activity		• task card scoot	
Thursday	Objective			Lesson: _____ Informational Writing	Week: _____	Lesson: _____
	Materials/ Activity	• task card scoot	• story:		• practice worksheet	
Friday	Objective			Lesson: _____ Informational Writing	Week: _____	Lesson: _____
	Materials/ Activity	• assessment	• reading centers		• assessment	



Everything in pink is a recurring component of my lessons. I keep this the same each week.

LESSON Plans		Week of: November 14-18					
	Grammar	Reading	Writing	Spelling	Math	Science/S.S.	
Monday	Objective	Verb Tenses	Introduce Context Clues	Lesson: 16 _____ Informational Writing Leads/Introductions	Week: 24 _____ Closed Syllables	Lesson: 5.6 _____ Tape Diagrams	Introduce Water Cycle
	Materials/ Activity	• PowerPoint	• PowerPoint • story: "Fossils"	• anchor chart • mentor text • printable	• PowerPoint • spelling notebooks	• PowerPoint • PS/HW/ET	• KWL chart • video
Tuesday	Objective	Verb Tenses	Context Clues: Close Read	Lesson: 17 _____ Informational Writing Topic & Concluding Sent.	Week: 24 _____ Closed Syllables	Lesson: 5.7 _____ Arrays	Water Cycle
	Materials/ Activity	• interactive notebook activity	• story: "Fossils" • comprehension questions wksht	• anchor chart • mentor text • printable	• interactive notebook activity	• PowerPoint • PS/HW/ET	• draw water cycle • science notebooks • colored pencils
Wednesday	Objective	Verb Tenses	Context Clues	Lesson: 18 _____ Informational Writing Word choice	Week: 24 _____ Closed Syllables	Lesson: 5.8 _____ Arrays	Water Cycle
	Materials/ Activity	• PPT • writing activity	• interactive notebook activity	• anchor chart • mentor text • printable	• task card scoot	• PowerPoint • interactive ntbk • PS/HW/ET	• vocabulary game
Thursday	Objective	Verb Tenses	Context Clues	Lesson: 19 _____ Informational Writing Adding details	Week: 24 _____ Closed Syllables	Lesson: 5.9 _____ Division as Multiplication	Water Conservation
	Materials/ Activity	• task card scoot	• story: "What Happened to the Dinosaurs?"	• anchor chart • mentor text • printable	• practice worksheet	• PowerPoint • PS/HW/ET	• water cycle writing prompt
Friday	Objective	Verb Tenses	Context Clues	Lesson: 20 _____ Informational Writing Transitions	Week: 24 _____ Closed Syllables	Lesson: 5.10 _____ Review	Water Cycle
	Materials/ Activity	• assessment	• reading centers	• anchor chart • mentor text • printable	• assessment	• board game	• make a terrarium

Here is a sample of a completed lesson plan.



*Six Subjects*  
Five-day week

# LESSON Plans

Week of:

		Grammar	Reading	Writing	Spelling	Math	Science/S.S.
Monday	Objective						
	Materials/ Activity						
Tuesday	Objective						
	Materials/ Activity						
Wednesday	Objective						
	Materials/ Activity						
Thursday	Objective						
	Materials/ Activity						
Friday	Objective						
	Materials/ Activity						

# LESSON Plans

Week of:

	Grammar	Reading	Writing	Spelling	Math	Science/S.S.
Monday						
Tuesday						
Wednesday						
Thursday						
Friday						

# LESSON Plans

Week of:

Monday	Objective						
	Materials/ Activity						
Tuesday	Objective						
	Materials/ Activity						
Wednesday	Objective						
	Materials/ Activity						
Thursday	Objective						
	Materials/ Activity						
Friday	Objective						
	Materials/ Activity						

# LESSON Plans

Week of:

Monday						
Tuesday						
Wednesday						
Thursday						
Friday						



# Five Subjects

## Five-day week

# LESSON Plans

Week of:

		Grammar	Reading	Writing	Math	Science/S.S.
Monday	Objective					
	Materials/ Activity					
Tuesday	Objective					
	Materials/ Activity					
Wednesday	Objective					
	Materials/ Activity					
Thursday	Objective					
	Materials/ Activity					
Friday	Objective					
	Materials/ Activity					

# LESSON Plans

Week of:

	Grammar	Reading	Writing	Math	Science/S.S.
Monday					
Tuesday					
Wednesday					
Thursday					
Friday					

# LESSON Plans

Week of:

Monday	Objective					
	Materials/ Activity					
Tuesday	Objective					
	Materials/ Activity					
Wednesday	Objective					
	Materials/ Activity					
Thursday	Objective					
	Materials/ Activity					
Friday	Objective					
	Materials/ Activity					

# LESSON Plans

Week of:

Monday					
Tuesday					
Wednesday					
Thursday					
Friday					

Four Subjects  
Five-day week



# LESSON Plans

Week of:

		Reading	Writing	Math	Science/S.S.
Monday	Objective				
	Materials/ Activity				
Tuesday	Objective				
	Materials/ Activity				
Wednesday	Objective				
	Materials/ Activity				
Thursday	Objective				
	Materials/ Activity				
Friday	Objective				
	Materials/ Activity				

# LESSON Plans

Week of:

	Reading	Writing	Math	Science/S.S.
Monday				
Tuesday				
Wednesday				
Thursday				
Friday				



# LESSON Plans

Week of:

Monday	Objective				
	Materials/ Activity				
Tuesday	Objective				
	Materials/ Activity				
Wednesday	Objective				
	Materials/ Activity				
Thursday	Objective				
	Materials/ Activity				
Friday	Objective				
	Materials/ Activity				

# LESSON Plans

Week of:

Monday				
Tuesday				
Wednesday				
Thursday				
Friday				

Six Subjects  
Four-day week

# LESSON Plans

Week of:

Objective							
	Materials/ Activity						
Objective							
	Materials/ Activity						
Objective							
	Materials/ Activity						
Objective							
	Materials/ Activity						

# LESSON Plans

Week of:

# Five Subjects

## Four-day week

# LESSON Plans

Week of:

Objective						
	Materials/ Activity					
Objective						
	Materials/ Activity					
Objective						
	Materials/ Activity					
Objective						
	Materials/ Activity					

# LESSON Plans

Week of:



Four Subjects  
Four-day week



# LESSON Plans


Week of:

	Objective				
	Materials/ Activity				
	Objective				
	Materials/ Activity				
	Objective				
	Materials/ Activity				
	Objective				
	Materials/ Activity				

# LESSON Plans

Week of:

# Credits



Click the banner below to see more resources!

