



4th Grade Yearlong Pacing Guide



Directions


- The following guide was created for fourth grade and includes suggested pacing for **grammar**, **reading**, **writing**, and **math**. Where applicable, **Common Core** standards are listed.
- This is a **36-week** pacing guide split into four quarters. If your school uses trimesters, you can adjust the pacing accordingly into three 12-week blocks.
- Standards with an ***asterisk** have been previously introduced in a prior lesson or unit.
- I have allowed one week each for **Back to School**, holiday, and **end-of-the-year** activities. I also included a week for **state testing**. Adjust your pacing accordingly depending on when/if your state testing takes place.
- I have included both a **color** and a **black and white** copy of this guide for your convenience.

4th Grade: Quarter One				
Week	Grammar	Reading	Writing	Math
1	Back to School Activities	Back to School Activities	Back to School Activities	Back to School Activities
2	Nouns & Adjectives Demonstrate command of the conventions of standard English grammar and usage when writing or speaking L.1.1	Character, Setting & Events Explain events, procedures, or concepts in a historical context, or historical text, including what happened and why based on specific information in the text. RI.1.3	Setting an rhetorical, understanding personal narratives, generating their ideas	Numbers forms, comparing numbers, and rounding. NBT.1, NBT.3
3	Figural Prose Explain the function of nouns, pronouns, verbs, adjectives, and adverbs in general and their functions in particular sentences. L.1.4	Theme Define the main idea of a text and explain how it is supported by key details; summarize the text. RI.1.2	Narrating facts, narrated & drafting setting goals, writing a lead	Addition and subtraction standard algorithms, place and face, and context of money strategies. NBT.1
4	Verbs Explain the function of verbs, pronouns, verbs, adjectives, and adverbs in general and their functions in particular sentences. L.1.4	Text Structure Define the main idea of a text and explain how it is supported by key details; summarize the text. RI.1.2	Writing a lead, understanding & paraphrasing dialogue	Area and perimeter including Rectilinear Figures. ME3
5	Subject Verb Agreement Ensure subject-verb and pronoun-antecedent agreement. L.1.5	Text Structure Define the main idea of a text and explain how it is supported by key details; summarize the text. RI.1.2	Adding details, word choice, show don't tell, transitions	Estimation, patterns, and word problems
6	End of Year Activities	End of Year Activities	End of Year Activities	End of Year Activities

4th Grade: Quarter Two				
Week	Grammar	Reading	Writing	Math
1	Capitalization Demonstrate command of the conventions of standard English capitalization, punctuation, and spelling when writing. L.1.2	Main Ideas & Details Define the main idea of a text and explain how it is supported by key details; summarize the text. RI.1.2	Understanding informational reports, generating report ideas	Factors, multiples, primes, and composites. OA.1, OA.5
2	Sentence Fragments Produce complete sentences, recognizing and correcting major errors in fragments and run-ons. L.1.3	Inference Refer to details and examples in a text when explaining what the text says explicitly and what it implies (inferences) from the text. RI.1.3	Narrating the facts, setting goals, research, rubrics, table of contents, paraphrasing	Subtraction reminders with equal groups, arrays, and area models. OA.3
3	Homophones Correctly use frequently confused words (e.g., to, too, two, there, their). L.1.6	Text Structure Refer to details and examples in a text when explaining what the text says explicitly and what it implies (inferences) from the text. RI.1.3	Thinking, drafting, revising the lead, topic & concluding sentences	Division with equal groups, arrays, and area models. OA.2
4	Synonyms & Antonyms Demonstrate understanding of words by relating them to their opposites (antonyms) and to words with similar but not identical meanings (synonyms). L.1.5	Text Structure Refer to details and examples in a text when explaining what the text says explicitly and what it implies (inferences) from the text. RI.1.3	Creating, word choice (voice & inflection), using details, transitions	Division Strategies: Partial Quotients, Standard Algorithms, estimating quotients, and dividing by 10, 100, and 1000. OA.3, NBT.1, NBT.3
5	Spells & Morphemes Demonstrate understanding of figurative language, word relationships, and nuances in word meanings. L.1.7 Explain the meaning of simple words and phrases (e.g., prefixes, suffixes, roots, and related forms). L.1.8	Text Structure Refer to details and examples in a text when explaining what the text says explicitly and what it implies (inferences) from the text. RI.1.3	Writing a conclusion, writing publishing list features	Multiplication and division word problems. NBT.1, NBT.2, OA.3
6	End of Year Activities	End of Year Activities	End of Year Activities	End of Year Activities

4th Grade: Quarter Three				
Week	Grammar	Reading	Writing	Math
1	Commas in a Series Demonstrate command of the conventions of standard English capitalization, punctuation, and spelling when writing. L.1.2	Text Structure Explain major differences between poems, dramas, and prose, and refer to the structural elements of poems (e.g., genre, rhythm, meter) and drama (e.g., casts of characters, settings, props, dialogue, stage directions) when writing or speaking about a text. RI.1.3	Understanding opinion pieces, generating opinion ideas	Adding and subtracting mixed numbers and related denominators & consecutive property. NBT.3
2	Commas Before Conjunctions Use a comma before a coordinating conjunction in a compound sentence. L.1.2	Text Structure Explain major differences between poems, dramas, and prose, and refer to the structural elements of poems (e.g., genre, rhythm, meter) and drama (e.g., casts of characters, settings, props, dialogue, stage directions) when writing or speaking about a text. RI.1.3	Setting goals, writing strong opinions and supporting them with reasons, narrated & drafting	Fractions with denominators less than 10
3	Commas & Quotation Marks #1 Use commas and quotation marks to mark direct speech and quotations from a text. L.1.3	Text Structure Explain major differences between poems, dramas, and prose, and refer to the structural elements of poems (e.g., genre, rhythm, meter) and drama (e.g., casts of characters, settings, props, dialogue, stage directions) when writing or speaking about a text. RI.1.3	Writing the lead, considering your audience and opposing opinions, supporting reasons with examples, organizing writing into paragraphs	Multiplying whole numbers by fractions and mixed numbers, focus on word problems. NBT.1
4	Commas & Quotation Marks #2 Use commas and quotation marks to mark direct speech and quotations from a text. L.1.3	Text Structure Explain major differences between poems, dramas, and prose, and refer to the structural elements of poems (e.g., genre, rhythm, meter) and drama (e.g., casts of characters, settings, props, dialogue, stage directions) when writing or speaking about a text. RI.1.3	Topic & concluding sentences, word choice, transitions, conclusions, editing	Equivalent fractions with denominators 10 and 100. NBT.2
5	Prepositional Phrases #1 Form and use prepositional phrases. L.1.6	Text Structure Explain major differences between poems, dramas, and prose, and refer to the structural elements of poems (e.g., genre, rhythm, meter) and drama (e.g., casts of characters, settings, props, dialogue, stage directions) when writing or speaking about a text. RI.1.3	Editing, publishing, and generating deeper traces, choosing a topic & opinion	Convert Fractions with a denominator of 10 and 100 to decimals using number lines. NBT.2
6	Prepositional Phrases #2 Form and use prepositional phrases. L.1.6	Text Structure Explain major differences between poems, dramas, and prose, and refer to the structural elements of poems (e.g., genre, rhythm, meter) and drama (e.g., casts of characters, settings, props, dialogue, stage directions) when writing or speaking about a text. RI.1.3	Reasoning, generating reasons to support an opinion, editing	Convert Fractions with a denominator of 10 and 100 to decimals using number lines. NBT.2
7	End of Year Activities	End of Year Activities	End of Year Activities	End of Year Activities

4th Grade: Quarter Four				
Week	Grammar	Reading	Writing	Math
1	Ordering Adjectives Order adjectives within sentences according to conventional patterns (e.g., small red bag rather than red small bag). L.1.3	Text Structure Describe the main structure (e.g., chronology, comparison, cause-effect, problem/solution) of events, ideas, concepts, or information in a text or part of a text. RI.1.3	Setting an rhetorical, understanding fiction narratives, characters, setting	Measure and draw angles using a protractor, solve addition and subtraction problems with angles. NBT.1
2	Relative Adverbs Use relative pronouns (who, whose, whom, which, that) and relative adverbs (where, when, why). L.1.4	Text Structure Describe the main structure (e.g., chronology, comparison, cause-effect, problem/solution) of events, ideas, concepts, or information in a text or part of a text. RI.1.3	Problem solution, point of view, drafting	Count Units of Measurement: cm, mm, kg, g, m, m, L, mL, minutes, hours, and seconds using a table. MD.1
3	Relative Pronouns Use relative pronouns (who, whose, whom, which, that) and relative adverbs (where, when, why). L.1.4	Text Structure Describe the main structure (e.g., chronology, comparison, cause-effect, problem/solution) of events, ideas, concepts, or information in a text or part of a text. RI.1.3	Goal setting, revising the lead, developing character & setting (show don't tell), creating suspense	Line Plots and Word Problems Using Units of Measurement. MD.1
4	Figural Prose Demonstrate command of the conventions of standard English grammar and usage when writing or speaking. L.1.5	Text Structure Describe the main structure (e.g., chronology, comparison, cause-effect, problem/solution) of events, ideas, concepts, or information in a text or part of a text. RI.1.3	Adding & paraphrasing dialogue, word choice (show don't tell), paragraphs, transitions	Area and Perimeter Including Rectilinear Figures. ME3
5	Modal Auxiliaries Use modal auxiliaries (e.g., can, may, must) to convey various conditions. L.1.6	Text Structure Describe the main structure (e.g., chronology, comparison, cause-effect, problem/solution) of events, ideas, concepts, or information in a text or part of a text. RI.1.3	Raising the ending, editing, publishing	
6	Irregular Verb Tenses Demonstrate command of the conventions of standard English grammar and usage when writing or speaking. L.1.5	Text Structure Describe the main structure (e.g., chronology, comparison, cause-effect, problem/solution) of events, ideas, concepts, or information in a text or part of a text. RI.1.3	Character (point of view, setting, problem & solution, drafting)	
7	Progressive Verb Tenses Form and use the progressive (e.g., I was walking, I am walking, I will be walking) verb forms. L.1.6	Text Structure Describe the main structure (e.g., chronology, comparison, cause-effect, problem/solution) of events, ideas, concepts, or information in a text or part of a text. RI.1.3	Character (point of view, setting, problem & solution, drafting)	
8	Review	Text Structure Describe the main structure (e.g., chronology, comparison, cause-effect, problem/solution) of events, ideas, concepts, or information in a text or part of a text. RI.1.3	Raising the ending, editing, publishing	
9	End of Year Activities	End of Year Activities	End of Year Activities	End of Year Activities



4th Grade: Quarter One

Week	Grammar	Reading	Writing	Math
1	Back to School Activities	Back to School Activities	Back to School Activities	Back to School Activities
2	Nouns & Adjectives: Demonstrate command of the conventions of standard English grammar and usage when writing or speaking. L.3.I	Character, Setting & Events: Explain events, procedures, ideas, or concepts in a historical, scientific, or technical text, including what happened and why, based on specific information in the text. RL.4.3	Setting up notebooks, understanding personal narratives, generating story ideas	Numbers forms, comparing numbers, and rounding NBT.2, NBT.3
3	Personal Pronouns: Explain the function of nouns, pronouns, verbs, adjectives, and adverbs in general and their functions in particular sentences. L.3.I.A		Narrowing topic, rehearsal & drafting, setting goals, writing a lead	
4	Verbs: Explain the function of nouns, pronouns, verbs, adjectives, and adverbs in general and their functions in particular sentences. L.3.I.A	Theme: Determine the main idea of a text and explain how it is supported by key details; summarize the text. RL.4.2	Writing a lead, understanding & punctuating dialogue	
5	Subject Verb Agreement: Ensure subject-verb and pronoun-antecedent agreement. L.3.I.F		Adding details, word choice, show don't tell, transitions	Estimation, patterns, and word problems OA.3, OA.5
6	Adverbs: Explain the function of nouns, pronouns, verbs, adjectives, and adverbs in general and their functions in particular sentences. L.3.I.A	Inferences: Refer to details and examples in a text when explaining what the text says explicitly and when drawing inferences from the text. RL.4.I	Paragraphs, endings, editing & peer editing, publishing	Multiplicative comparisons and multiplying by 10, 100, and 1,000 OA.1, OA.2, NBT.1
7	Prepositions: Explain the function of nouns, pronouns, verbs, adjectives, and adverbs in general and their functions in particular sentences. L.3.I.A		Publishing, seed story ideas, rehearsal & drafting, revising the lead	
8	Conjunctions: Explain the function of nouns, pronouns, verbs, adjectives, and adverbs in general and their functions in particular sentences. L.3.I.A	Context Clues: Determine the meaning of general academic and domain-specific words or phrases in a text relevant to a grade 4 topic or subject area. RL.4.4	Revising dialogue and word choice, adding details, show don't tell, transitions & paragraphs	Multiplication Strategies: Partial products, standard algorithm, and area model OA.3, NBT.5
9	Review		Revising the ending, editing, publishing	

4th Grade: Quarter Two

Week	Grammar	Reading	Writing	Math
1	Capitalization: Demonstrate command of the conventions of standard English capitalization, punctuation, and spelling when writing. L.4.2. Use correct capitalization. L.4.2.A	Main Idea & Details: Determine the main idea of a text and explain how it is supported by key details; summarize the text. RI.4.2	Understanding informational reports, generating report ideas	Mult. Factors, multiples, prime, and composite OA.4, OA.5
2	Sentences & Fragments: Produce complete sentences, recognizing and correcting inappropriate fragments and run-ons. L.4.1.F		Narrowing the topic, setting goals, research, subtopics, table of contents, paraphrasing	Division Introducing remainders with equal groups, arrays, and area models OA.3
3	Homophones: Correctly use frequently confused words (e.g., to, too, two; there, their). L.4.1.G	Inference: Refer to details and examples in a text when explaining what the text says explicitly and when drawing inferences from the text. RI.4.1	Notetaking, drafting, revising the lead, topic & concluding sentences	
4	Synonyms & Antonyms: Demonstrate understanding of words by relating them to their opposites (antonyms) and to words with similar but not identical meanings (synonyms). L.4.5.C		Citations, word choice (vocab & definitions), adding details, transitions	
5	Similes & Metaphors: Demonstrate understanding of figurative language, word relationships, and nuances in word meanings. L.4.5. Explain the meaning of simple similes and metaphors (e.g., as pretty as a picture) in context. L.4.5.A	Ideas in Historical, Scientific & Historical Text: Explain events, procedures, ideas, or concepts in a historical, scientific, or technical text, including what happened and why, based on specific information in the text. RI.4.3	Writing a conclusion, editing, publishing, text features	Multiplication and division word problems NBT.5, NBT.6, OA.3
6	Dictionary Skills: Consult reference materials, both print and digital, to find the pronunciation and determine or clarify the precise meaning of key words and phrases. L.4.4.C		Choosing a topic and narrowing it to a seed, choosing subtopics, table of contents, notetaking, drafting	Comparing Fractions Equivalent fractions with area models and tape diagrams NF.1
7	Roots & Affixes: Use common, grade-appropriate Greek and Latin affixes and roots as clues to the meaning of a word. L.4.4.B	Context Clues: Determine the meaning of general academic and domain-specific words or phrases in a text relevant to a grade 4 topic or subject area. RI.4.4	Revising the lead and conclusion, topic & concluding sentences, citations, word choice & details, transitions	
8	Review		Editing, publishing, text features	
9	Holiday Activities	Holiday Activities	Holiday Activities	O.W.F. Adding and subtracting fractions with like denominators NF.3

4th Grade: Quarter Three

Week	Grammar	Reading	Writing	Math		
1	Commas in a Series: Demonstrate command of the conventions of standard English capitalization, punctuation, and spelling when writing L.4.2.	Poetry, Drama & Prose: Explain major differences between poems, drama, and prose, and refer to the structural elements of poems (e.g., verse, rhythm, meter) and drama (e.g., casts of characters, settings, descriptions, dialogue, stage directions) when writing or speaking about a text. RL.4.5	Understanding opinion pieces, generating opinion ideas	Operations with Fractions	Adding and subtracting mixed numbers and related denominators & associative property NF.3	
2	Commas Before Conjunctions: Use a comma before a coordinating conjunction in a compound sentence. L.4.2.C		Setting goals, writing strong opinions and supporting them with reasons, rehearsal & drafting			
3	Commas & Quotation Marks Pt. 1: Use commas and quotation marks to mark direct speech and quotations from a text. L.4.2.B	Compare & Contrast (Point of View): Compare and contrast the point of view from which different stories are narrated, including the difference between first- and third-person narrations. RL.4.6	Writing the lead, considering your audience and opposing opinions, supporting reasons w/examples, organizing writing into paragraphs		Multiplying whole numbers by fractions and mixed numbers. focus on word problems NF.4	
4	Commas & Quotation Marks Pt. 2: Use commas and quotation marks to mark direct speech and quotations from a text. L.4.2.B		Topic & concluding sentences, word choice, transitions, conclusions, editing			
5	Prepositional Phrases Pt. 1 Form and use prepositional phrases. L.4.1.E	Media & Text Connections: Make connections between the text of a story or drama and a visual or oral presentation of the text, identifying where each version reflects specific descriptions and directions in the text. RL.4.7	Opinion Writing	Fractions and Decimals	Equivalent fractions with denominators 10 and 100. NF.5	
6	Prepositional Phrases Pt. 2 Form and use prepositional phrases. L.4.1.E				Researching, generating reasons to support your opinion, rehearsal & drafting, revising the lead	Convert fractions with a denominator of 10 and 100 to decimals using number lines and place value charts. NF.6
7	Commas After Prepositional Phrases: Form and use prepositional phrases. L.4.1.E. Demonstrate command of the conventions of standard English capitalization, punctuation, and spelling when writing. L.4.2				Compare & Contrast (Topics & Themes): Compare and contrast the treatment of similar themes and topics (e.g., opposition of good and evil) and patterns of events (e.g., the quest) in stories, myths, and traditional literature from different cultures. RL.4.9	Revising reasons, supporting reasons with examples and citations, paragraphs w/ topic & concluding sentences, word choice & transitions
8	Review		Revising the conclusion, editing, publishing	Geometry	Draw and Identify: Points, line segments, lines, rays, angles, and parallel and perpendicular lines G.1, MD.5	
9	State Testing	State Testing	State Testing		Sort shapes by lines and angles and identify right triangles and lines of symmetry. G.2, G.3	

4th Grade: Quarter Four

Week	Grammar	Reading	Writing	Math
1	Ordering Adjectives: Order adjectives within sentences according to conventional patterns (e.g., a small red bag rather than a red small bag). L.4.I.D	Text Structure: Describe the overall structure (e.g., chronology, comparison, cause/effect, problem/solution) of events, ideas, concepts, or information in a text or part of a text. RI.4.5	Setting up notebooks, understanding fiction narratives, characters, setting	Geometry Measure and sketch angles using a protractor. Solve addition and subtraction problems with angles. NF.3
2	Relative Adverbs: Use relative pronouns (who, whose, whom, which, that) and relative adverbs (where, when, why). L.4.I.A		Problem, solution, point of view, drafting	
3	Relative Pronouns: Use relative pronouns (who, whose, whom, which, that) and relative adverbs (where, when, why). L.4.I.A	Compare & Contrast Multiple Accounts: Compare and contrast a firsthand and secondhand account of the same event or topic; describe the differences in focus and the information provided. RI.4.6	Goal setting, revising the lead, developing characters & setting (show - don't tell), creating suspense	Convert Units of Measurement: km, m, cm, kg, g, lb., oz., L, mL, minutes, hours, and seconds using a table. MD.1
4	Possessive Pronouns: Demonstrate command of the conventions of standard English grammar and usage when writing or speaking. L.4.I		Adding & punctuating dialogue, word choice (strong verbs), paragraphs, transitions	
5	Modal Auxiliaries: Use modal auxiliaries (e.g., can, may, must) to convey various conditions. L.4.I.C		Author's Reasons & Evidence: Explain how an author uses reasons and evidence to support particular points in a text. RI.4.8	Revising the ending, editing, publishing
6	Irregular Verb Tenses: Demonstrate command of the conventions of standard English grammar and usage when writing or speaking. L.4.I	Characters & point of view, setting, problem & solution, drafting		
7	Progressive Verb Tenses Form and use the progressive (e.g., I was walking; I am walking; I will be walking) verb tenses. L.4.I.B	Integrating Information: Integrate information from two texts on the same topic in order to write or speak about the subject knowledgeably. RI.4.9 Interpret information presented visually, orally, or quantitatively and explain how the information contributes to an understanding of the text in which it appears. RI.4.7	Revising the lead, developing characters and setting (show don't tell), dialogue, paragraphs, transitions	Review Use this time to review previously taught skills.
8	Review		Revising the ending, editing, publishing	
9	End of Year Activities	End of Year Activities	End of Year Activities	

4th Grade: Quarter One

Week	Grammar	Reading	Writing	Math	
1	Back to School Activities	Back to School Activities	Back to School Activities	Back to School Activities	
2	Nouns & Adjectives: Demonstrate command of the conventions of standard English grammar and usage when writing or speaking. L.3.I	Character, Setting & Events: Explain events, procedures, ideas, or concepts in a historical, scientific, or technical text, including what happened and why, based on specific information in the text. RL.4.3	Setting up notebooks, understanding personal narratives, generating story ideas	Place Value, Addition & Subtraction Numbers forms, comparing numbers, and rounding NBT.2, NBT.3	
3	Personal Pronouns: Explain the function of nouns, pronouns, verbs, adjectives, and adverbs in general and their functions in particular sentences. L.3.I.A		Narrowing topic, rehearsal & drafting, setting goals, writing a lead		Addition and subtraction: standard algorithm, give and take, and constant differences strategies NBT.4
4	Verbs: Explain the function of nouns, pronouns, verbs, adjectives, and adverbs in general and their functions in particular sentences. L.3.I.A		Writing a lead, understanding & punctuating dialogue		
5	Subject Verb Agreement: Ensure subject-verb and pronoun-antecedent agreement. L.3.I.F		Theme: Determine the main idea of a text and explain how it is supported by key details; summarize the text. RL.4.2	Adding details, word choice, show don't tell, transitions	Estimation, patterns, and word problems OA.3, OA.5
6	Adverbs: Explain the function of nouns, pronouns, verbs, adjectives, and adverbs in general and their functions in particular sentences. L.3.I.A		Inferences: Refer to details and examples in a text when explaining what the text says explicitly and when drawing inferences from the text. RL.4.I	Paragraphs, endings, editing & peer editing, publishing	Multiplicative comparisons and multiplying by 10, 100, and 1,000 OA.1, OA.2, NBT.1
7	Prepositions: Explain the function of nouns, pronouns, verbs, adjectives, and adverbs in general and their functions in particular sentences. L.3.I.A			Publishing, seed story ideas, rehearsal & drafting, revising the lead	
8	Conjunctions: Explain the function of nouns, pronouns, verbs, adjectives, and adverbs in general and their functions in particular sentences. L.3.I.A			Context Clues: Determine the meaning of general academic and domain-specific words or phrases in a text relevant to a grade 4 topic or subject area. RL.4.4	Revising dialogue and word choice, adding details, show don't tell, transitions & paragraphs
9	Review			Revising the ending, editing, publishing	

4th Grade: Quarter Two

Week	Grammar	Reading	Writing	Math
1	Capitalization: Demonstrate command of the conventions of standard English capitalization, punctuation, and spelling when writing. L.4.2. Use correct capitalization. L.4.2.A	Main Idea & Details: Determine the main idea of a text and explain how it is supported by key details; summarize the text. RI.4.2	Understanding informational reports, generating report ideas	Mult. Factors, multiples, prime, and composite OA.4, OA.5
2	Sentences & Fragments: Produce complete sentences, recognizing and correcting inappropriate fragments and run-ons. L.4.1.F		Narrowing the topic, setting goals, research, subtopics, table of contents, paraphrasing	Division Introducing remainders with equal groups, arrays, and area models OA.3
3	Homophones: Correctly use frequently confused words (e.g., to, too, two; there, their). L.4.1.G	Inference: Refer to details and examples in a text when explaining what the text says explicitly and when drawing inferences from the text. RI.4.1	Notetaking, drafting, revising the lead, topic & concluding sentences	
4	Synonyms & Antonyms: Demonstrate understanding of words by relating them to their opposites (antonyms) and to words with similar but not identical meanings (synonyms). L.4.5.C		Citations, word choice (vocab & definitions), adding details, transitions	
5	Similes & Metaphors: Demonstrate understanding of figurative language, word relationships, and nuances in word meanings. L.4.5. Explain the meaning of simple similes and metaphors (e.g., as pretty as a picture) in context. L.4.5.A	Ideas in Historical, Scientific & Historical Text: Explain events, procedures, ideas, or concepts in a historical, scientific, or technical text, including what happened and why, based on specific information in the text. RI.4.3	Writing a conclusion, editing, publishing, text features	Multiplication and division word problems NBT.5, NBT.6, OA.3
6	Dictionary Skills: Consult reference materials, both print and digital, to find the pronunciation and determine or clarify the precise meaning of key words and phrases. L.4.4.C		Choosing a topic and narrowing it to a seed, choosing subtopics, table of contents, notetaking, drafting	Comparing Fractions Equivalent fractions with area models and tape diagrams NF.1
7	Roots & Affixes: Use common, grade-appropriate Greek and Latin affixes and roots as clues to the meaning of a word. L.4.4.B	Context Clues: Determine the meaning of general academic and domain-specific words or phrases in a text relevant to a grade 4 topic or subject area. RI.4.4	Revising the lead and conclusion, topic & concluding sentences, citations, word choice & details, transitions	
8	Review		Editing, publishing, text features	
9	Holiday Activities	Holiday Activities	Holiday Activities	O.W.F. Adding and subtracting fractions with like denominators NF.3

4th Grade: Quarter Three

Week	Grammar	Reading	Writing	Math
1	Commas in a Series: Demonstrate command of the conventions of standard English capitalization, punctuation, and spelling when writing. L.4.2.	Poetry, Drama & Prose: Explain major differences between poems, drama, and prose, and refer to the structural elements of poems (e.g., verse, rhythm, meter) and drama (e.g., casts of characters, settings, descriptions, dialogue, stage directions) when writing or speaking about a text. RL.4.5	Understanding opinion pieces, generating opinion ideas	Operations with Fractions Adding and subtracting mixed numbers and related denominators & associative property NF.3 Multiplying whole numbers by fractions and mixed numbers. focus on word problems NF.4
2	Commas Before Conjunctions: Use a comma before a coordinating conjunction in a compound sentence. L.4.2.C		Setting goals, writing strong opinions and supporting them with reasons, rehearsal & drafting	
3	Commas & Quotation Marks Pt. 1: Use commas and quotation marks to mark direct speech and quotations from a text. L.4.2.B	Compare & Contrast (Point of View): Compare and contrast the point of view from which different stories are narrated, including the difference between first- and third-person narrations. RL.4.6	Writing the lead, considering your audience and opposing opinions, supporting reasons w/examples, organizing writing into paragraphs	
4	Commas & Quotation Marks Pt. 2: Use commas and quotation marks to mark direct speech and quotations from a text. L.4.2.B		Topic & concluding sentences, word choice, transitions, conclusions, editing	
5	Prepositional Phrases Pt. 1 Form and use prepositional phrases. L.4.1.E	Media & Text Connections: Make connections between the text of a story or drama and a visual or oral presentation of the text, identifying where each version reflects specific descriptions and directions in the text. RL.4.7	Opinion Writing Editing, publishing, and generating deeper topics, choosing a topic & opinion	Fractions and Decimals Equivalent fractions with denominators 10 and 100. NF.5 Convert fractions with a denominator of 10 and 100 to decimals using number lines and place value charts. NF.6
6	Prepositional Phrases Pt. 2 Form and use prepositional phrases. L.4.1.E			
7	Commas After Prepositional Phrases: Form and use prepositional phrases. L.4.1.E. Demonstrate command of the conventions of standard English capitalization, punctuation, and spelling when writing. L.4.2		Compare & Contrast (Topics & Themes): Compare and contrast the treatment of similar themes and topics (e.g., opposition of good and evil) and patterns of events (e.g., the quest) in stories, myths, and traditional literature from different cultures. RL.4.9	Revising reasons, supporting reasons with examples and citations, paragraphs w/ topic & concluding sentences, word choice & transitions
8	Review	Revising the conclusion, editing, publishing		Draw and Identify: Points, line segments, lines, rays, angles, and parallel and perpendicular lines G.1, MD.5
9	State Testing	State Testing	State Testing	Geometry Sort shapes by lines and angles and identify right triangles and lines of symmetry G.2, G.3


4th Grade: Quarter Four

Week	Grammar	Reading	Writing	Math
1	Ordering Adjectives: Order adjectives within sentences according to conventional patterns (e.g., a small red bag rather than a red small bag). L.4.I.D	Text Structure: Describe the overall structure (e.g., chronology, comparison, cause/effect, problem/solution) of events, ideas, concepts, or information in a text or part of a text. RI.4.5	Setting up notebooks, understanding fiction narratives, characters, setting	Geometry Measure and sketch angles using a protractor. Solve addition and subtraction problems with angles. NF.3
2	Relative Adverbs: Use relative pronouns (who, whose, whom, which, that) and relative adverbs (where, when, why). L.4.I.A		Problem, solution, point of view, drafting	
3	Relative Pronouns: Use relative pronouns (who, whose, whom, which, that) and relative adverbs (where, when, why). L.4.I.A	Compare & Contrast Multiple Accounts: Compare and contrast a firsthand and secondhand account of the same event or topic; describe the differences in focus and the information provided. RI.4.6	Goal setting, revising the lead, developing characters & setting (show - don't tell), creating suspense	Convert units of measurement: km, m, cm, kg, g, lb., oz., L, mL, minutes, hours, and seconds using a table. MD.1
4	Possessive Pronouns: Demonstrate command of the conventions of standard English grammar and usage when writing or speaking. L.4.I		Adding & punctuating dialogue, word choice (strong verbs), paragraphs, transitions	Measurement Line plots and word problems using units of measure MD.2, MD.4
5	Modal Auxiliaries: Use modal auxiliaries (e.g., can, may, must) to convey various conditions. L.4.I.C	Author's Reasons & Evidence: Explain how an author uses reasons and evidence to support particular points in a text. RI.4.8	Revising the ending, editing, publishing	Area and perimeter including rectilinear figures MD.3
6	Irregular Verb Tenses: Demonstrate command of the conventions of standard English grammar and usage when writing or speaking. L.4.I		Characters & point of view, setting, problem & solution, drafting	
7	Progressive Verb Tenses Form and use the progressive (e.g., I was walking; I am walking; I will be walking) verb tenses. L.4.I.B	Integrating Information: Integrate information from two texts on the same topic in order to write or speak about the subject knowledgeably. RI.4.9 Interpret information presented visually, orally, or quantitatively and explain how the information contributes to an understanding of the text in which it appears. RI.4.7	Revising the lead, developing characters and setting (show don't tell), dialogue, paragraphs, transitions	Review Use this time to review previously taught skills.
8	Review		Revising the ending, editing, publishing	
9	End of Year Activities	End of Year Activities	End of Year Activities	


Resource Bundles

Click the images below to learn about some of our money-saving bundles and seasonal resources that will help you implement this pacing guide!

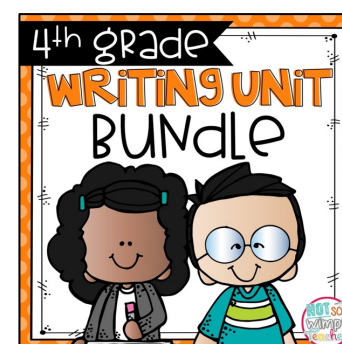
Grammar



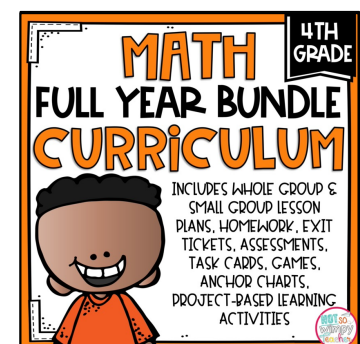
Reading



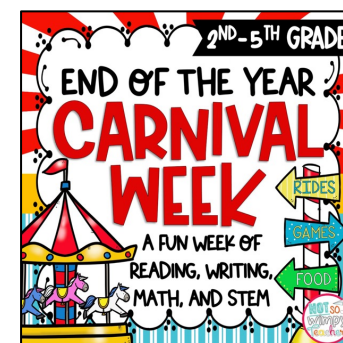
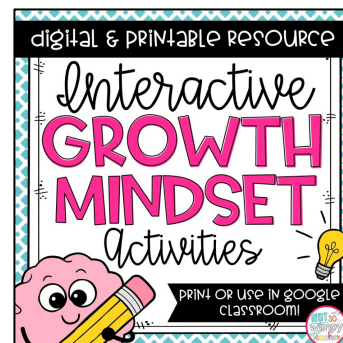
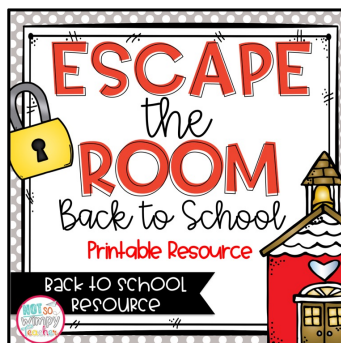
Writing



Math



Seasonal



Head to [my shop](#) to see more resources!



Credits

